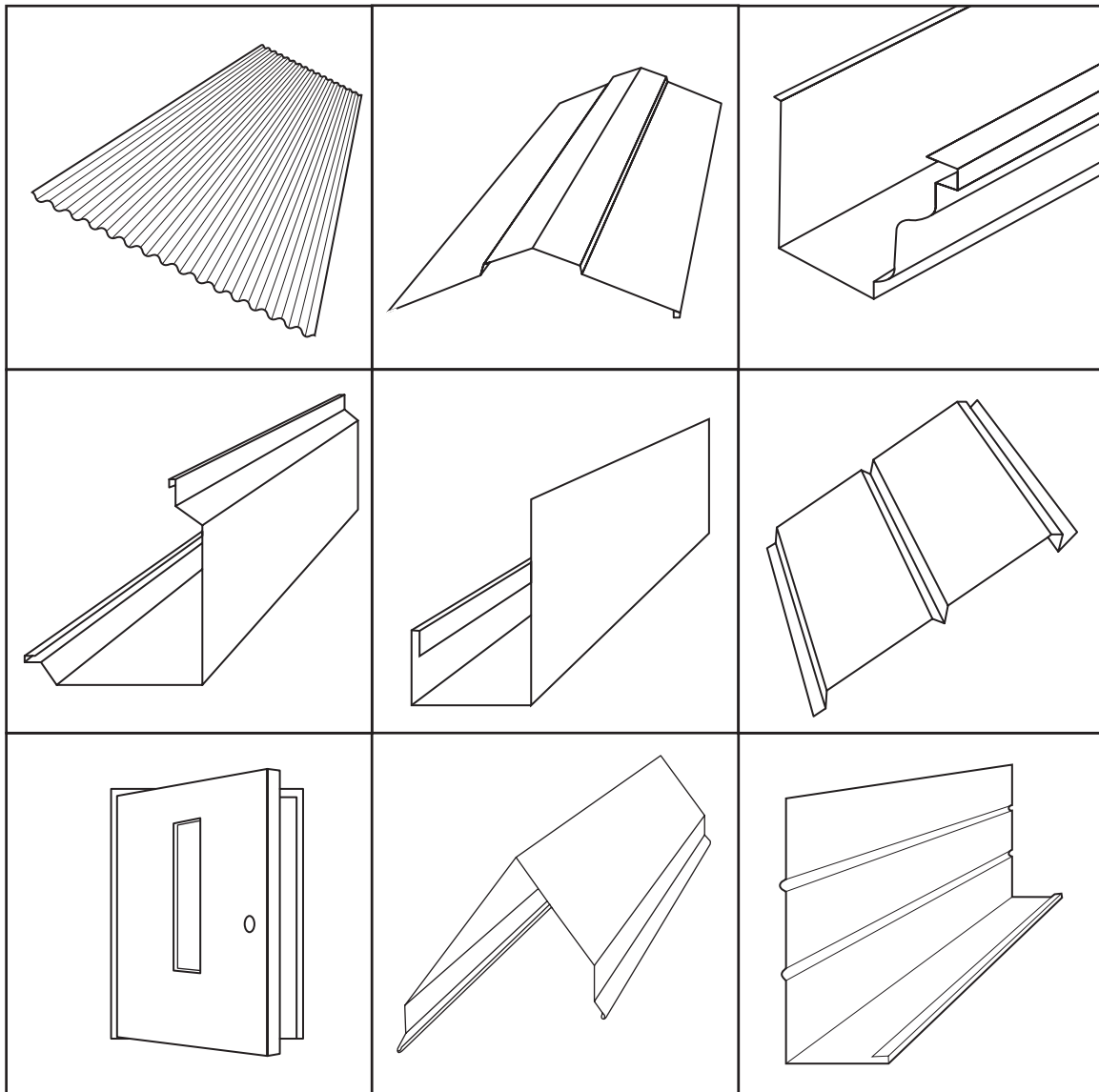




AMERICAN
BUILDING
COMPONENTS

29 Gauge Trim and Accessories

Effective April 10, 2006



**This booklet includes: V-Groove Soffit and Accessories
Building Panel & Roofing Accessories
Storage & Handling Information • Fastener Patterns
5K Gutter and Accessories
Track • Doors**



Since 1908, our large selection of Trim and Accessories has given buildings the finished look throughout America. American Building Components wants your building to give you years of beauty and reliability. Please take time to read the important information on safety and the care of our roofing and siding materials found on pages 29GA-4 and 29GA-5.

© Copyright American Building Components 2006. All Rights Reserved.

TABLE OF CONTENTS

ITEM	PAGE
APPLICATION, STORAGE AND HANDLING	29GA-4 - 5
APPLICATIONS GUIDE	29GA-6
29 GAUGE TRIM	29GA-7 - 11
V-GROOVE SOFFIT PANEL AND TRIM	29GA-12
5K GUTTER	29GA-13
5K GUTTER APPLICATION DETAIL	29GA-14
BUILDING ACCESSORIES (Closures, Fasteners, etc.)	29GA-15 - 19
DOORS	29GA-16
REFLECTIVE INSULATION	29GA-16
VENT MATERIAL.....	29GA-20 - 21
APPLICATION AIDS FOR NAILS AND FASTENERS	29GA-22
FASTENER PATTERNS FOR SCREWS	29GA-23 - 25
BUILDING PANELS SQUARE FOOT CHART	29GA-26
BUILDING PANELS SQUARE FOOT CHART	29GA-27
TRACK	29GA-28 - 30
TERMS AND CONDITIONS OF SALE	29GA-31
HOW TO ORDER SPECIAL FLASHING	29GA-32
NOTES	29GA-33 - 35

PANEL PRICING:

1. All 36" coverage panels are based on 38" sheet widths. (Coverage width +/- 1/8" tolerance.)
2. Add \$.75 per sheet for lengths under 4' - 0".
3. Sheets may be ordered in 1/2" increments.

NOTE: Panels are cut and billed to the inch. Length tolerance is +/- 1/8".

PACKAGING COST:

1. Maximum 3,000 lbs. per bundle
2. Band and paper wrap (No Charge)
3. Block & band, and paper wrap \$6.60
4. Block & band, waste sheet top only \$14.42 (up to 15' 0") \$28.02 (over 15')
5. Block & band, waste sheet top and bottom \$28.02 (up to 15' 0") \$51.76 (over 15')
6. Please inquire on small orders (less than 10 each) for lengths greater than 12'. There may be special packaging requirements.
7. \$100.00 Packaging charge for transfer jobs from producing plant.

FREIGHT: All prices are F.O.B. shipping point

FREIGHT CHARGES: Full T.L. or Pool T/L

1. Freight on LTL shipments will be charged at the applicable commercial rate.
2. Stopover charge (for unloading delay in excess of 1 1/2 hrs., charged in 1/2 hr. increments)...\$90.00 per hour.
3. Minimum charge for deliveries under \$250.00 in value or applicable freight charges, whichever is less...\$25.00.
4. Job site delivery...\$75.00 Minimum.
5. Refer to price sheets for freight notes.
6. Drop Charges...1.5% per Invoice. Minimum Charge \$25.00.
7. UPS Charge is 25% of invoice for shipping plus \$5.00 handling charge.
8. \$250.00 Transfer charge from producing plant.

NOTICE:

ABC is pleased to provide job site delivery to our customers. Customers requesting this service must have mechanized means to off-load the material (i.e. - crane, forklift, gin pole). The job site location must be accessible to a vehicle 65' long and weighing up to 80,000 pounds. ABC reserves the right to refuse delivery at job sites where unsafe or impassible terrain or road conditions are present.

TERMS:

Invoices paid ABC by buyer within 10 days of shipment are allowed 1/2 of 1% discount, net due 30 days from date of shipment. Orders paid before shipment will be given discount; C.O.D. shipments paid at time of shipment are not allowed discount. Possession of this price sheet does not constitute a proposal to sell. Prices in effect at time of shipment will apply.

APPLICATION, STORAGE AND HANDLING INFORMATION

SAFETY PRECAUTIONS

Improper unloading and handling of bundles and crates may cause bodily injury or material damage. Use extreme care in the operation of power lifting devices such as cranes and forklifts and follow the safety instructions provided by their manufacturer. Crates, boxes and bundles may be bulky, heavy, or both. The improper or unaided lifting of them may cause bodily injury. The manufacturer is not responsible for bodily injuries or material damage due to improper handling during unloading, storage, or job site placement.

Protective heavy duty gloves should be worn when handling metal panels and trim products. Safety goggles or face shield should be worn while cutting or drilling metal products with power tools. Follow the safety instructions provided by the manufacturer of the power tools.

Use extreme care when walking, sitting, standing, or kneeling on a metal roof to avoid a fall. Galvalume® and galvanized panels have a light coating of oil to protect the panels from moisture prior to erection. They can be extremely slippery, as are painted panels, when they are wet. If necessary, remove the oil coating with a non-abrasive detergent and water mixture followed by a clear water rinse. Insure the panels are dry prior to installation.

When nails are used to fasten the panels, goggles should be worn to prevent possible eye injuries. Off center strikes by the hammer may cause nails to ricochet or metal fragments to become dislodged, striking the user or those nearby. Insure adequate safety measures and warnings are in place and followed.

STORAGE AND HANDLING

To preserve and protect the attractive appearance of American Building Components' roofing and siding from damage caused by moisture, corrosive chemicals or improper handling, it is necessary that you take a few simple precautions. When material is received bundled, panels should be inspected for moisture. If there is moisture, the panels should be separated and dried. If shipping damage is found, the carrier should be advised and a notation made on the bill of lading.

On job sites, reasonable care should be taken when handling painted surfaces during installation in order to protect the finish. Although the paint coating is tough and provides impact resistance, dragging panels across the surface of one another will almost certainly mar the finish.

Prolonged storage of sheets in bundles is not recommended. If conditions do not permit immediate erection, extra care must be taken to protect the material from damage caused by moisture.

Store bundled sheets **ONLY IN A DRY PLACE**. Sheets should be unbundled, stood on end against an interior wall to allow for air circulation. If unable to store sheets in an upright position, strapping bands should be broken and sheets should be blocked off the floor with one end slightly elevated. Stacked sheets should then be completely protected from the elements while maintaining good airflow to prevent condensation. A properly draped canvas tarpaulin, that allows air flow, is an example of a good protective cover. Do not use plastic as it causes sweating or condensation to occur.

BUILDING DESIGN AND CONSTRUCTION

It is important to protect metal panels from potentially corrosive situations and materials. This will insure the good performance and long life of the metal. If installing metal panels over green lumber, damp lumber, or treated lumber (CCA or ACQ), a barrier must be installed to separate the wood from the metal. A barrier may be formed with plastic, builders felt, or other suitable material. Avoid contact with, or water runoff from, dissimilar metals such as copper, lead or graphite. Dissimilar metals under the roof panels may be separated with asphalt, builders felt, caulking compounds or gasket material.

Metal panels must further be protected from contact with strong chemicals such as fertilizers, lime acids, animal waste and soil. All of these have the potential to initiate corrosion in

metal panels. Metal panels should not be in permanent contact with soil.

Temperature variations (dew point) between the outside air and the interior building air mass can cause condensation to occur on the inside of the building on the panel's surfaces. Proper venting and air flow consideration and the use of a vapor barrier such as vinyl backed insulation can eliminate this problem. If left unattended, condensation can cause the premature degradation of the metal and void any applicable warranties.

The substructure, on which the panels are to be installed, must be "on plane" (1/4" tolerance) from eave to edge. Maximum recommended panel length is 36'; minimum panel length is 3'.

VENTILATION

Sufficient air movement should be provided by means of a ridge or rotary vent, power operated fans, or other openings to minimize condensation. Contact the equipment

manufacturer for specific information or a qualified mechanical engineer.

APPLICATION, STORAGE AND HANDLING INFORMATION

ROOFING INSTALLATION

THE MINIMUM roof slope recommended is 3 inches of rise per foot. All 36" coverage panels are based on 38" sheet widths (coverage width +/- 1/8" tolerance). This ensures that sufficient slope is present for adequate drainage. A quality sealant tape should also be applied at all sidelaps and endlaps to provide maximum weather protection.

The recommended industry standard endlap based on the roof slope is as follows:

UNDER 4 INCHES OF RISE... 9 INCHES OF LAP
4-6 INCHES OF RISE.. 6 INCHES OF LAP

To provide a drip edge at the eave, a minimum of three inches of overhang is recommended.

It is important to remember that in the installation of roof sheets, the sidelaps should face away from the direction of the prevailing wind. The first sheet should be installed square with the eave and at the down-wind end of the roof, farthest from the direction of the wind.

NOTE: Panels are not symmetrical side to side; observe correct sidelap procedure for each panel profile.

For the proper application of nails and screws refer to our published guide.

Remember to sweep the roof clean of any metal filings created from fastener placement or cutting of panels to prevent rust marks on the surface of the painted panels.

CLOSURE AND SEALANTS

To thoroughly protect the contents of any structure from moisture, regardless of building size or roof slope, closure strips should be used at the roof ridge and eave. Sealant tape should be applied to sidelaps and endlaps.

Closure strips are available to match all of our panel profiles. For maximum protection, all caulking used should be urethane. **Silicone caulks are not recommended for painted panels and trims.**

CUTTING METAL PANELS

A portable profile shear is especially recommended for across-the-profile cutting of metal panels. ABC also recommends the use of power shears, nibblers or hand snips that can follow the contour of the panel's profile.

Never cut the exposed end of a metal panel with a metal or abrasive saw. This will melt the Galvalume® coating, causing premature rusting at the cut ridge.

PANEL SELECTION

ABC's bare galvanized, bare Galvalume®, Galvalume Plus® and color coated products are produced from material that meets or exceeds the specifications outlined in ASTM-653 and ASTM-792.

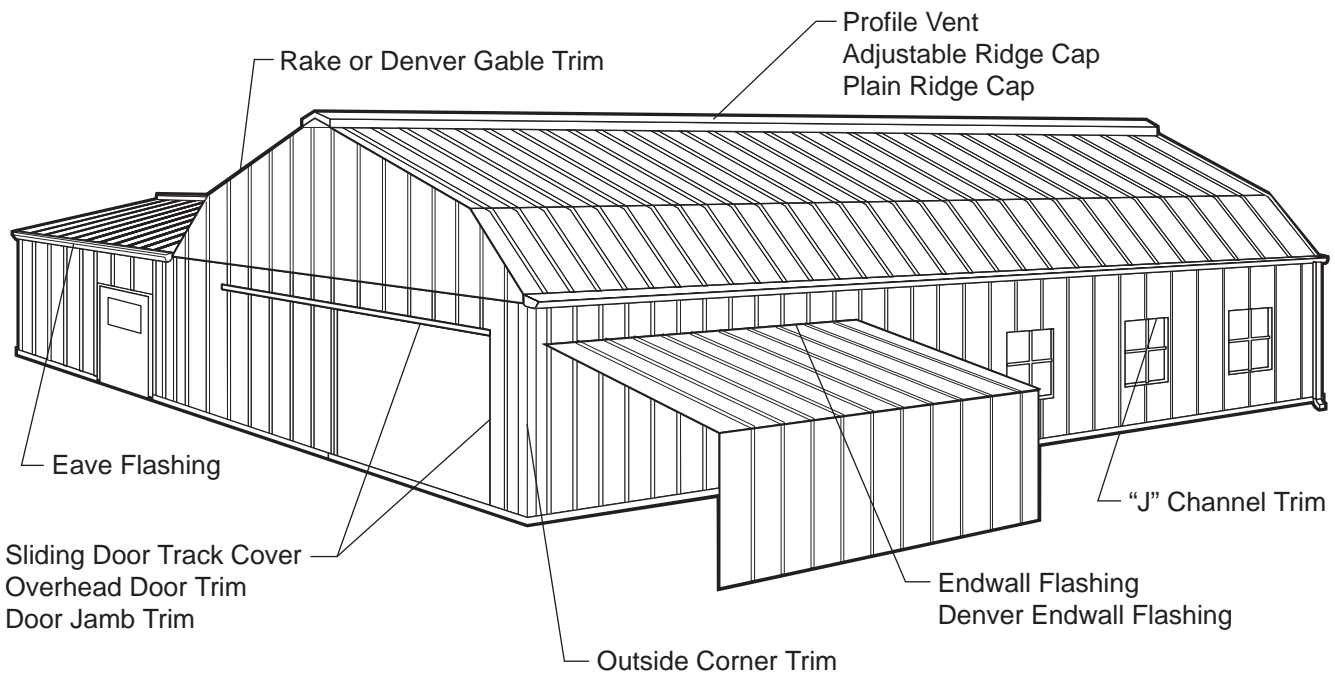
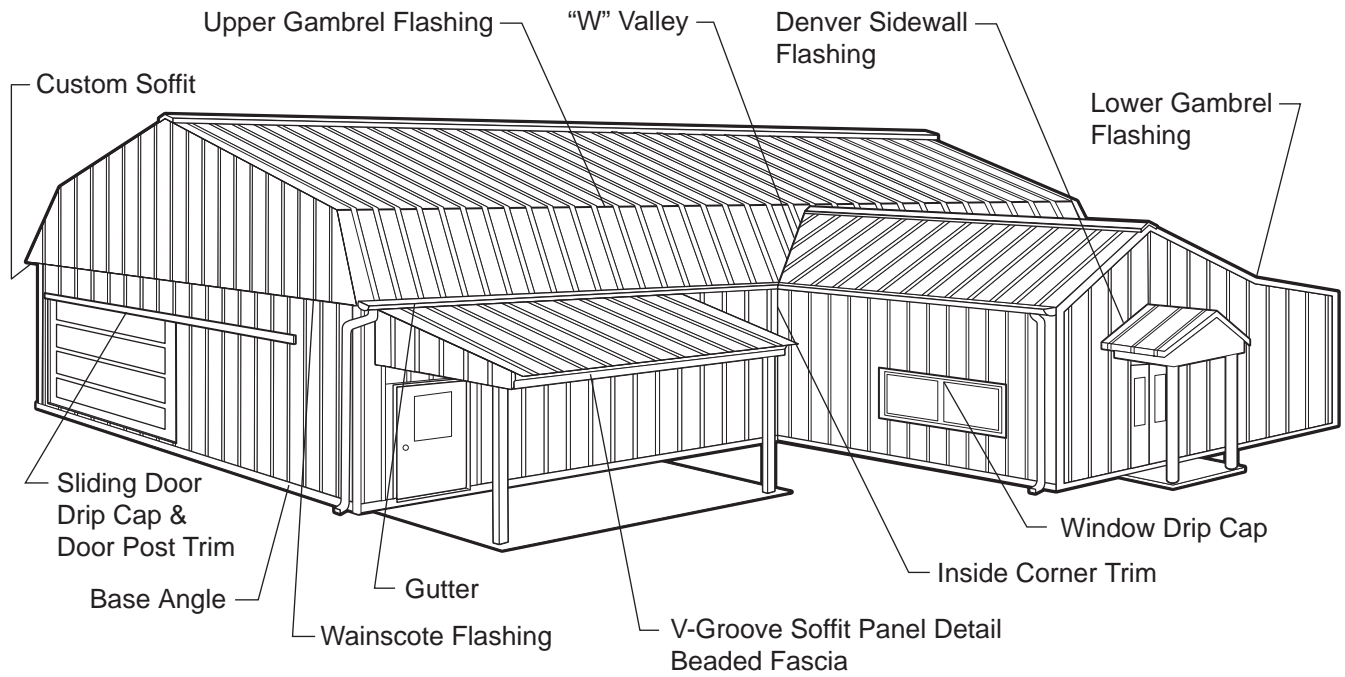
If you choose a bare Galvalume®, Galvalume Plus® or galvanized panel for your applications, you should be aware that these products are recommended for applications where aesthetic appearance is not your prime concern. Unpainted products may not weather uniformly and while they may be shiny and bright when new, they will

fade or pating "patina" with age. Acid rain and other corrosive atmospheres, as well as the accumulation of airborne debris and dirt, will affect this aging process and the products' appearance.

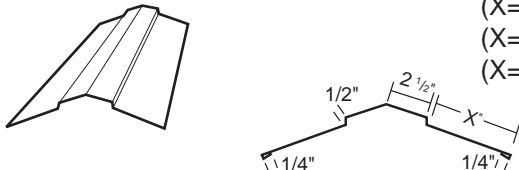
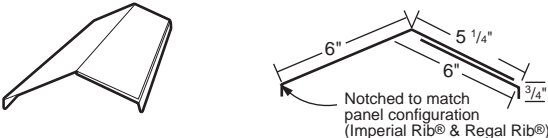
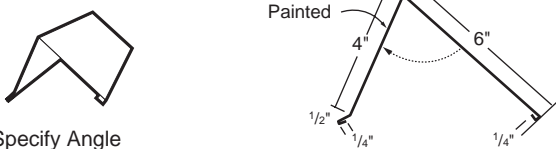
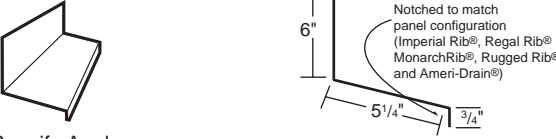
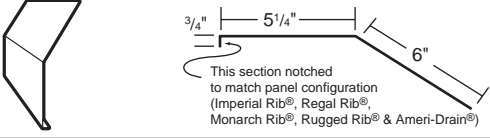
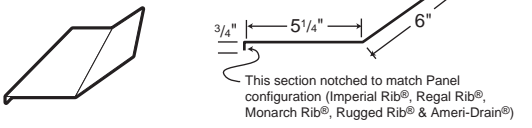



If aesthetic appearance is one of your concerns, ABC recommends you select one of our many color coated panel selections that have a thirty year limited warranty. Copies of ABC's color coated panel warranty are available at your point of purchase or from the ABC office located nearest to you.

Failure to comply with these precautions relieves the manufacturer of responsibility for any resultant damage to, or deteriorations of the product and voids any applicable warranties. Contact your local ABC facility for copies of our Limited Color Coated and Galvalume® warranties. Except as outlined in our published limited warranties, ABC makes no warranty, express or implied, limited or otherwise, as to the merchantability or fitness for any particular purpose, with respect to the product sold.

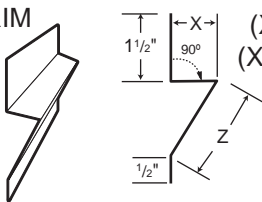
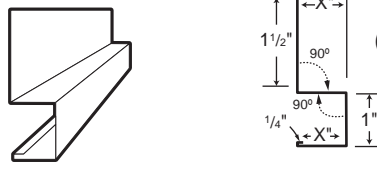

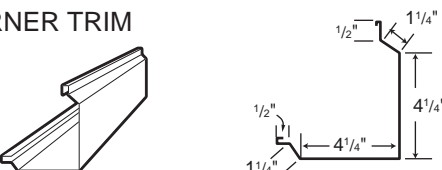
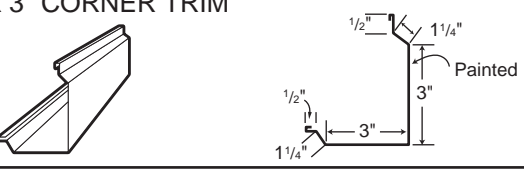


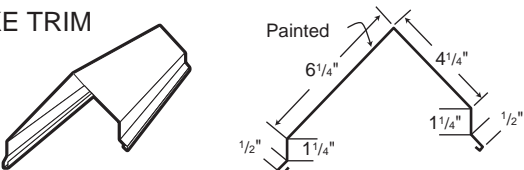
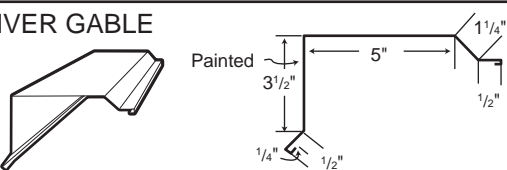
APPLICATIONS GUIDE




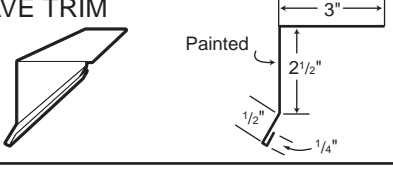
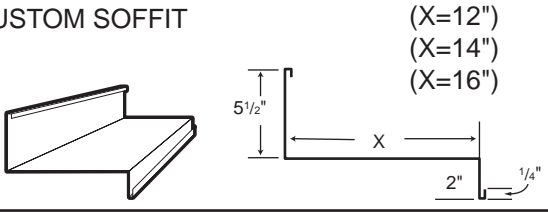
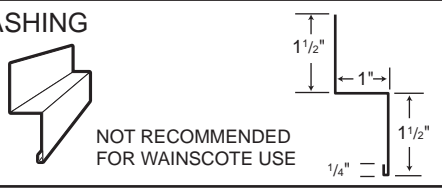
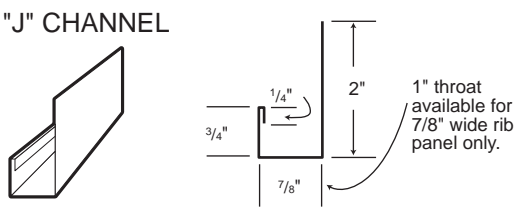
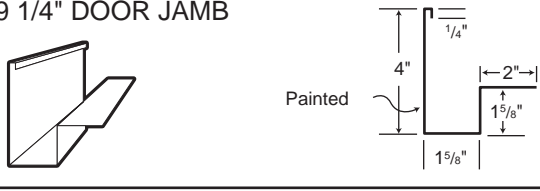
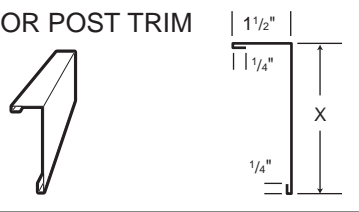
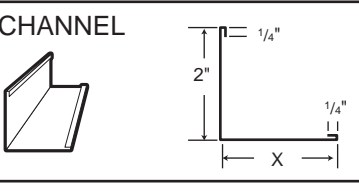
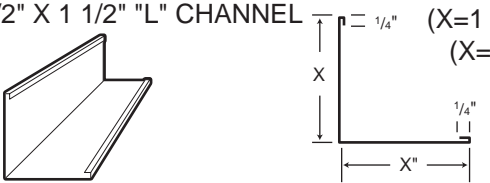
29 GAUGE TRIM

ITEM	DESCRIPTION				NOTES
	PART NO.	LENGTH	GIRTH	WEIGHT	
<p>PLAIN RIDGE CAP</p>  <p>4/12 PITCH</p>	<p>(X=4") (X=5") (X=6") (X=7")</p>	<p>LG-101 LG-101A LG-101B LG-101C</p>	<p>10' - 6" 10' - 6" 10' - 6" 10' - 6"</p>	<p>14 1/2" 16 1/2" 18 1/2" 20 1/2"</p>	<p>7.39 # 8.20 # 9.30 # 10.33 #</p>
<p>ADJUSTABLE RIDGE CAP - Two Pieces</p> 	<p>LG-102 Imp Rib LG 102A Reg Rib LG 102B Am-Dr</p>	<p>3'-3" 3'-3" 3'-3"</p>	<p>18 3/4" 18 3/4" 18 3/4"</p>	<p>2.87 # 2.87 # 2.87 #</p>	
<p>DENVER PEAK TRIM</p>  <p>Specify Angle</p>	<p>LG-103</p>	<p>10' - 6"</p>	<p>11"</p>	<p>5.25 #</p>	
<p>ENDWALL FLASHING</p>  <p>Specify Angle</p>	<p>LG-104 (Imp) LG-104A (Reg) LG-104B (Am) LG-104C (Rug) LG-104D (Mon)</p>	<p>3' - 3"</p>	<p>12"</p>	<p>1.84 #</p>	
<p>UPPER GAMBREL FLASHING</p> 	<p>LG-105 (Imp) LG-105A (Reg) LG-105B (Am) LG-105C (Rug) LG-105D (Mon)</p>	<p>3' - 3"</p>	<p>12"</p>	<p>1.84 #</p>	
<p>LOWER GAMBREL FLASHING</p> 	<p>LG-106 (Imp) LG-106A (Reg) LG-106B (Am) LG-106C (Rug) LG-106D (Mon)</p>	<p>3' - 3"</p>	<p>12"</p>	<p>1.84 #</p>	
<p>DENVER ENDWALL FLASHING</p>  <p>Specify Angle</p>	<p>LG-107</p>	<p>10' - 6"</p>	<p>9 3/4"</p>	<p>4.41 #</p>	
<p>SIDEWALL FLASHING</p> 	<p>LG-108</p>	<p>10' - 6"</p>	<p>8 3/4"</p>	<p>4.02 #</p>	
<p>DENVER SIDEWALL FLASHING</p> 	<p>LG-109</p>	<p>10' - 6"</p>	<p>8 1/4"</p>	<p>4.41 #</p>	


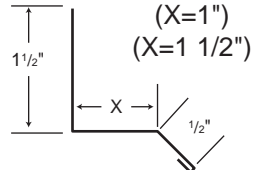
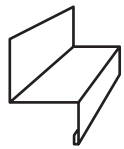
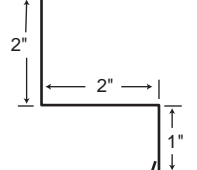
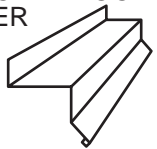
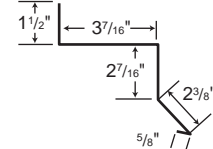
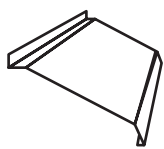
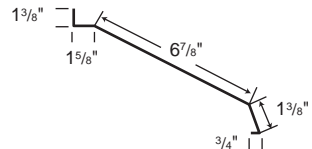
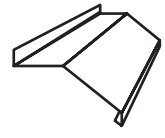
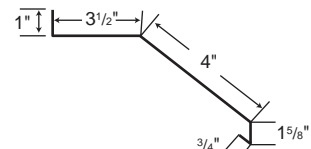
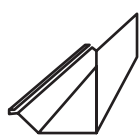
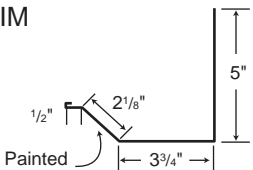
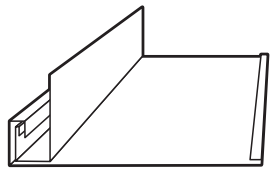
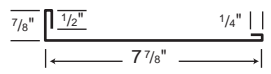
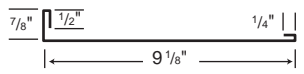
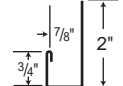
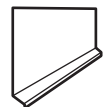
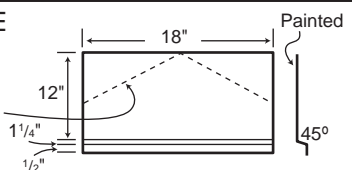
29 GAUGE TRIM

ITEM	DESCRIPTION				NOTES
	PART NO.	LENGTH	GIRTH	WEIGHT	
BASE TRIM 	(X=1")(Z=1 13/16") (X=1 1/2")(Z=2 1/4") LG-110 LG-110A	10' - 6" 10' - 6"	4 13/16" 5 3/4"	2.46 # 2.98 #	
SQUARE BASE ANGLE 	(X=1") (X=1 1/2") LG-111 LG-111A	10' - 6" 10' - 6"	4 3/4" 5 3/4"	2.46 # 2.98 #	
DOOR & EDGE CAP 	LG-112	10' - 6"	6 1/2"	3.49 #	
CORNER TRIM 	LG-113 LG-113A LG-113B LG-113C	10' - 6" 12' - 6" 14' - 6" 16'	12 1/2" 12 1/2" 12 1/2" 12 1/2"	6.73 # 8.06 # 9.41 # 10.75 #	
3" X 3" CORNER TRIM 	LG-114	10' - 6"	10"	5.36 #	
INSIDE CORNER 	LG-115	10' - 6"	12 1/2"	6.70 #	
SHINGLE RAKE TRIM 	LG-116	10' - 6"	9 1/2"	5.23 #	
RAKE TRIM 	LG-117 LG-117A	10' - 6" 16'	14 1/2" 14 1/2"	7.89 # 12.64 #	
DENVER GABLE 	LG-118	10' - 6"	11 1/4"	6.03 #	

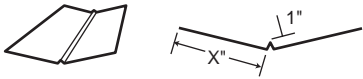
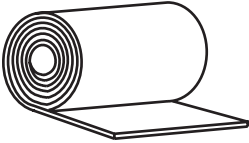
29 GAUGE TRIM

ITEM	DESCRIPTION				NOTES
	PART NO.	LENGTH	GIRTH	WEIGHT	
EAVE FLASHING  <p>Specify Angle</p>	LG-119	10' - 6"	9 1/2"	5.23 #	
DENVER EAVE TRIM  <p>Specify Angle</p>	LG-120	10' - 6"	6 1/4"	3.50 #	
CUSTOM SOFFIT 	(X=12") LG-121 (X=14") LG-121A (X=16") LG-121B	10' - 6"	20" 22" 24"	10.71 # 11.75 # 12.85 #	
"Z" FLASHING  <p>NOT RECOMMENDED FOR WAINSCOTE USE</p>	LG-122	10' - 6"	4 1/4"	2.28 #	
"J" CHANNEL  <p>1" throat available for 7/8" wide rib panel only.</p>	LG-123	10' - 6"	3 7/8"	2.32 #	
	LG123A	16'	3 7/8"	4.2 #	
	LG-124	10' - 6"	4"	2.35 #	
	LG-124A	16'	4"	4.28 #	
9 1/4" DOOR JAMB  <p>Painted</p>	LG-125	10' - 6"	9 1/2"	5.09 #	
DOOR POST TRIM 	(X=3 1/2") LG-126	10' - 6"	5 1/2"	2.95 #	
	(X=5 1/2") LG-126A	10' - 6"	7 1/2"	4.02 #	
	(X=7 1/4") LG-126B	10' - 6"	9 1/4"	4.96 #	
	(X=3 1/2") LG-126C	16'	5 1/2"	4.50 #	
	(X=5 1/2") LG-126D	16'	7 1/2"	6.13 #	
	(X=7 1/4") LG-126E	16'	9 1/4"	7.55 #	
"L" CHANNEL 	(X=1") LG-127	10' - 6"	3 1/2"	1.88 #	
	(X=1 1/2") LG-127A	10' - 6"	4"	2.14 #	
	(X=2") LG-127B	10' - 6"	4 1/2"	2.43 #	
	(X=3") LG-127C	10' - 6"	5 1/2"	2.95 #	
1 1/2" X 1 1/2" "L" CHANNEL 	(X=1 1/2") LG-128	10' - 6"	3 1/2"	1.88 #	
	(X=3") LG-128A	10' - 6"	6 1/2"	3.76 #	

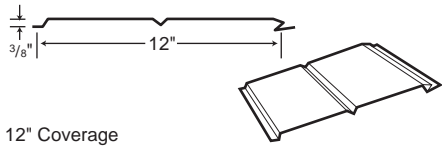
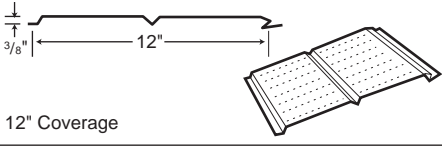
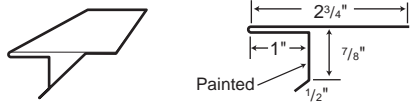
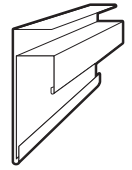


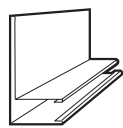
29 GAUGE TRIM

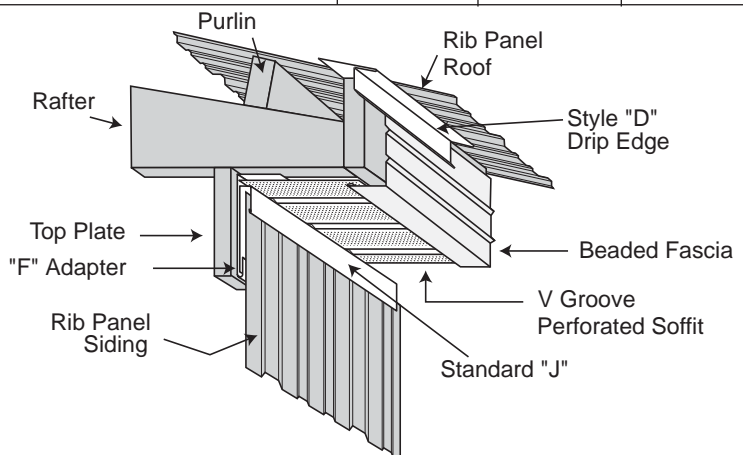
ITEM	DESCRIPTION				NOTES
	PART NO.	LENGTH	GIRTH	WEIGHT	
WINDOW DRIP CAP 	 <p style="text-align: center;">(X=1") (X=1 1/2")</p>	LG-129	10' - 6"	3 1/4"	1.60 #
		LG-129A	10' - 6"	3 3/4"	1.88 #
SLIDING DOOR DRIP CAP 		LG-130	10' - 6"	5 1/4"	4.42 #
NATIONAL DOOR TRACK COVER 		LG-131	10' - 6"	10 3/8"	5.48 #
		LG-131A	16'	10 3/8"	8.35 #
COMBO TRACK COVER 		LG-132	10' - 6"	12"	6.3 #
		LG-132A	16'	12"	9.6 #
		NOTE: May also be used with CANONBALL TRACK			
TOP MOUNT TRACK COVER 		LG-133	10' - 6"	10 7/8"	5.57 #
		LG-133A	16'	10 7/8"	8.5 #
TRACK DOOR JAMB TRIM 	 <p>Painted</p>	LG-134	10' - 6"	11 5/8"	6.3 #
OVERHEAD DOOR ASSEMBLY 	OVERHEAD DOOR ADAPTOR (7 7/8") 	LG-235	10' - 6"	9 1/2"	6.5 #
	OVERHEAD DOOR ADAPTOR (9 1/8") 	LG-236	10' - 6"	10 3/4"	7.65 #
	STANDARD "J" 	LG-123	10' - 6"	3 7/8"	2.32 #
		LG-123A	16'	3 7/8"	4.20 #
		NON-EXPOSED J ASSORTED COLORS MAY BE USED			
KEYSTONE PIECE 	 <p>Painted</p> <p>Field cut to match roof pitch.</p>	LG-137	12"X18"	N/A	1 #

29 GAUGE TRIM

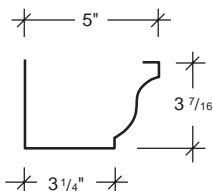

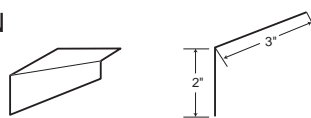
ITEM	DESCRIPTION						NOTES
	PART NO.	GENERAL	LENGTH	GIRTH	WEIGHT		
"W" FORMED VALLEY 	X= 9"	LG-138	29 Gauge Steel Available in All Colors	10' - 6"	20"	10.30 #	
	X=14"	LG-139		10' - 6"	30"	15.45 #	
4:12 PITCH STANDARD UNLESS SPECIFIED OTHERWISE							
ROLL VALLEY 	29 GAUGE		29 Gauge Steel Available in All Colors	50'-0"	20 3/16"	65 #	

V GROOVE SOFFIT PANEL AND TRIM

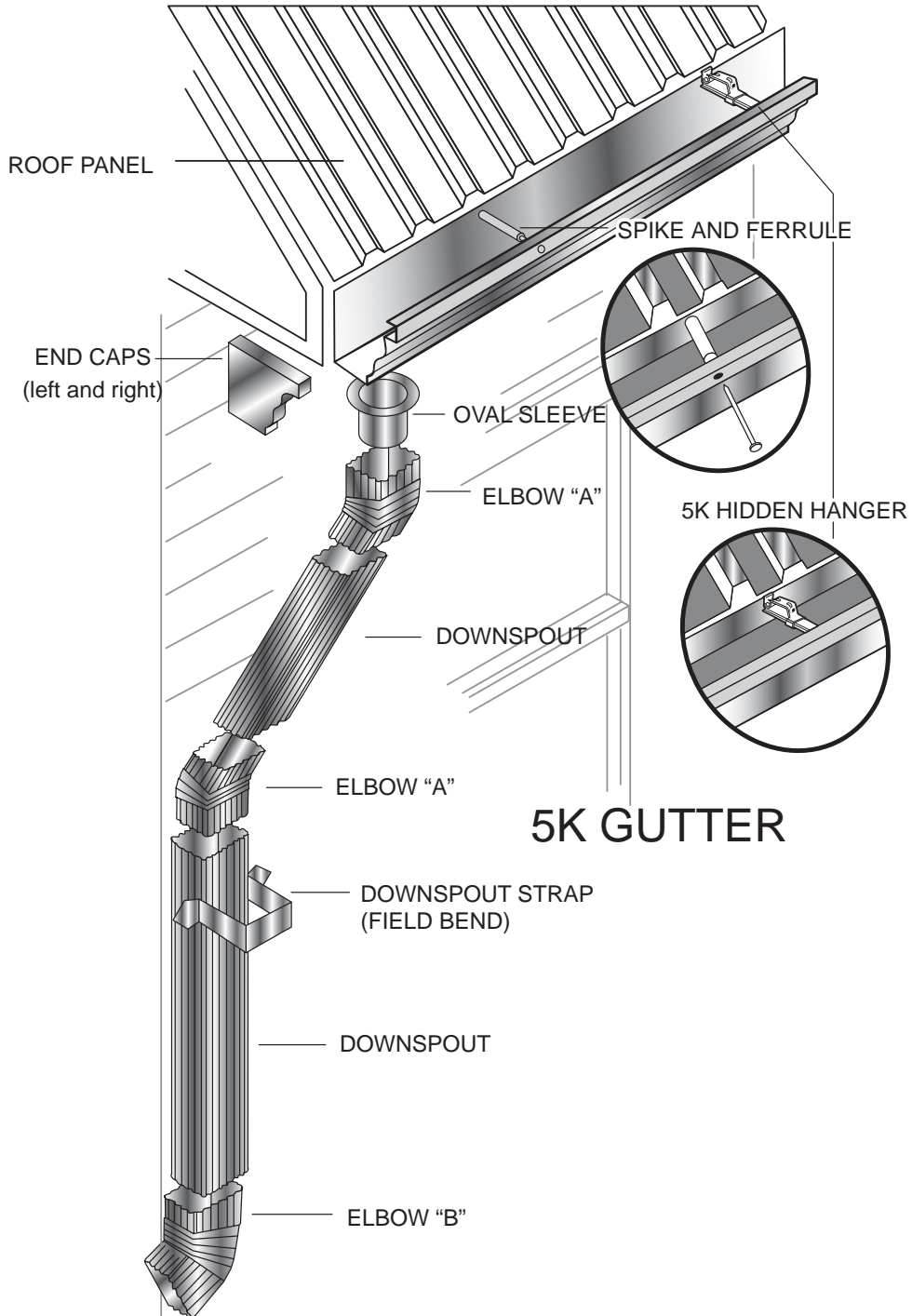
ITEM	DESCRIPTION					NOTES
V GROOVE SOFFIT 	PART NO.	GENERAL	LENGTH	GIRTH	WEIGHT	
	LG-140	29 Gauge Steel (Available in All Colors)	12' - 6"	13 3/4"	8.75 #	
	LG-141	Aluminum (Polar White or Burnished Slate Only)	12' - 6"	13 3/4"	4.3 #	
V GROOVE PERFORATED SOFFIT 	LG-142	29 Gauge Steel (Available in All Colors)	12' - 6"	13 3/4"	8.75 #	
	LG-143	Aluminum (Polar White or Burnished Slate Only)	12' - 6"	13 3/4"	4.3 #	
(PERFORATION VOIDS WARRANTIES)						
STYLE "D" 	PART NO.	GENERAL	LENGTH	GIRTH	WEIGHT	
	LG-144	29 Gauge Steel (Available in All Colors)	10' - 6"	5 1/8"	3 #	
F&J ASSEMBLY 	F ADAPTOR (for F & J)	LG-147F	Non-Exposed Assorted Material	10' - 6"	3 7/8"	2.32 #
	STANDARD J	LG-123	Use from Your Own Stock or Order Separately	10' - 6"	3 7/8"	2.32 #
BEADED FASCIA 	LG-145	29 Gauge Steel (Available in All Colors)	10' - 6"	7 1/2"	4.02 #	
ALUMINUM FASCIA 	LG-146	Aluminum (White or Bronze Only)	10' - 6"	7 1/4"	1.85 #	
ALUMINUM "F" CHANNEL 	LG-148	Aluminum (White or Bronze Only)	10' - 6"	6 1/2"	1.65 #	








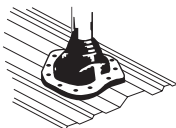

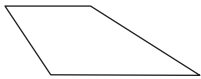
5K GUTTER

ITEM	DESCRIPTION				NOTES
	PART NO.	LENGTH	GIRTH	WEIGHT	
5K GUTTER - Available in Standard Colors (Application Detail on Page 14)	LG-161	16' - 0"	12"	9.96 #	
 GUTTER ENDS - Left Right	LG-167A	N/A	N/A	.1 #	
	LG-167B	N/A	N/A	.1 #	
INSIDE-OUTSIDE SQUARE CORNER	LG-168 "Inside" LG-168A "Outside"				
	WHITE ONLY - May Be Field Painted to Match Other Colors				
GUTTER APRON	LG-149	10' - 6"	5"	2.7 #	
					
5K 3" x 2" DOWNSPOUT	LG-150	10'	10 1/2"	5.6 #	
DOWNSPOUT STRAP (Field Bend)	LG-150A	N/A	N/A	.02 #	
5K 3" x 2" ELBOW (TYPE A)	LG-151	N/A	N/A	.5 #	
5K 3" x 2" ELBOW (TYPE B)	LG-151A	N/A	N/A	.5 #	
3" OVAL OUTLET TUBES	HW-1103	N/A	N/A	.05 #	
5K HIDDEN HANGER	HW-339	5"	N/A	.02 #	
5" FERRULES	HW-365	N/A	N/A	.02 #	
8" SPIKES	HW-366	N/A	N/A	.02 #	


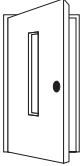
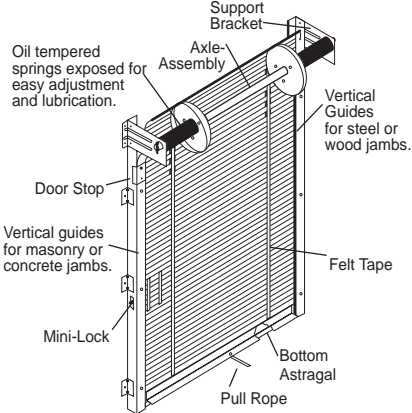
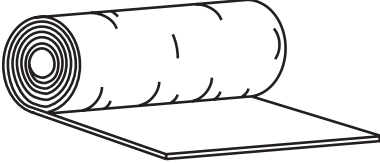
DOWNSPOUT CONNECTIONS



BUILDING ACCESSORIES

ITEM	DESCRIPTION					NOTES
	PART NO.	GENERAL	ADHESIVE	LENGTH	WEIGHT	
UNIVERSAL CLOSURE 	HW-490	1 1/2" X 3/4"	NO	36"	.15 #	
CLOSURE STRIP Specify Panel Configuration	HW-472	Imperial® - Inside	NO	36"	.03 #	
	HW-473	Imperial® - Outside	YES	36"	.06 #	
	HW-483	Regal® - Inside	NO	36"	.03 #	
	HW-484	Regal® - Outside	YES	36"	.06 #	
	HW-476	Ameri-Drain® - Inside	NO	36"	.03 #	
	HW-477	Ameri-Drain® - Outside	YES	36"	.06 #	
	HW-474	7/8" Wide Rib® - Inside	NO	36"	.03 #	
	HW-475	7/8" Wide Rib® - Outside	YES	36"	.06 #	
	HW-485	Monarch Rib® - Inside	NO	36"	.03 #	
	HW-486	Monarch Rib® - Outside	YES	36"	.06 #	
	HW-481	Rugged Rib® - Inside	NO	36"	.03 #	
	HW-482	Rugged Rib® - Outside	YES	36"	.06 #	
	HW-470	Perma Clad® - Inside	NO	36"	.03 #	
	HW-471	Perma Clad® - Outside	YES	36"	.06 #	
HW-450	5V Crimp - Inside	NO	24"	.03 #		
HW-452	5V Crimp - Outside	YES	24"	.04 #		
NOTE: Glue on outside closures only.						
TAPE SEALER  FLAT  DOUBLE BEAD TAPE  TRIPLE BEAD TAPE  TRI-BEAD TAPE	PART NO.	GENERAL	CARTON SIZE	LENGTH	ROLL WEIGHT	
	HW-505	3/8" X 3/32"	48	45'-0"	1.70 #	
	HW-507	1/2" X 3/32"	20	50'-0"	1.70 #	
	HW-508	1" X 1/8"	12	40'-0"	3.50 #	
	PART NO.	GENERAL	CARTON SIZE	LENGTH	CARTON WEIGHT	
	HW-500	7/8" X 3/16"	8	25'-0"	15.16 #	
	HW-502	2 1/2" X 3/16"	6	20'-0"	21.00 #	
HW-504	7/8" X 3/16"	8	25'-0"	17.74 #		
RUBBER ROOF JACK 	PART NO.	TEMP. RANGE	PIPE SIZE	BASE DIM.	WEIGHT	
	HW-1000*	-65° – +212°	1/4" – 2"	4 1/2"	.17 #	
	HW-1001*	-65° – +212°	1/4" – 4"	8"	.50 #	
	HW-1002*	-65° – +212°	4" – 7"	11"	.95 #	
	HW-1003*	-65° – +212°	6" – 11"	14"	1.55 #	
	HW-1004*	-65° – +212°	7" – 13"	17"	2.56 #	
*High temperature not available.						
RETROFIT RUBBER ROOF JACK 	HW-1005**	-65° – +212°	1/2" – 4"	8 3/16"	.74 #	
	HW-1006**	-65° – +212°	4" – 9 1/4"	14 1/4"	2.20 #	
	HW-1007**	-65° – +212°	9 1/4" – 16 1/4"	21 1/2"	11.00 #	
**High temperature not available. UPS Charges apply						
FLAT SHEET 	GENERAL		COLOR	WEIGHT		
	40 7/8" X 126"		GALVANIZED & COLOR	22.89 #		
	44 1/2" X 126"		GALVALUME PLUS	24.03 #		
Skidding charge of \$42.00 will be added.						


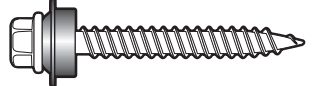
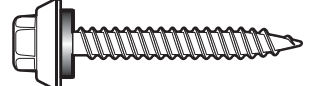
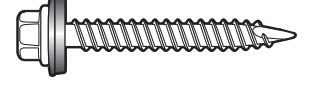
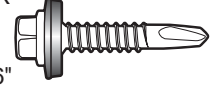
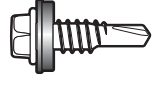



DOORS

ITEM	DESCRIPTION				NOTES	
	PART NO.	SIZE	FINISH	WEIGHT		
3068M AG DOOR 	HW-915	3068	White	58.00 #		
		NOTE: All doors are steel embossed skin, aluminum frame, pre-hung, and include leaf, hinges, lockset and threshold. Doors are universal swing.				
3068 NL AG DOOR 	HW-916	3068	White	58.00 #		
		NOTE: All doors are steel embossed skin, aluminum frame, pre-hung, and include leaf, hinges, lockset and threshold. Doors are universal swing.				
	PART NO.	DESCRIPTION			WEIGHT	
	HW-9098	650M3X7 DOOR PKG			46.00 #	
	HW-9040	650M4X7 DOOR PKG			49.00 #	
	HW-9046	650M5X7 DOOR PKG			61.00 #	
	HW-9045	650M6X7 DOOR PKG			74.00 #	
	HW-9052	650M8x7 DOOR PKG			98.00 #	
	HW-9042	650M9X7 DOOR PKG			110.00 #	
	HW-9051	650M9X8 DOOR PKG			126.00 #	
	HW-9043	650M10X8 DOOR PKG			140.00 #	
	HW-9099	650M10X9 DOOR PKG			158.00 #	
HW-9044	650M10X10 DOOR PKG			175.00 #		
	NOTE: 1. Please specify wood, steel or masonry application. 2. Door Includes handle, rope, fasteners, brackets, tension pin, cotter pin and standard latch. 3. Freight charges may apply.					
REFLECTIVE INSULATION	PART NO.	TYPE	WIDTH	LENGTH	SIZE	WEIGHT PER ROLL
	HW-3744	PSK-VR w/VersiTab	4'-0"	125'-0"	500 SF	31 #
	HW-3745	RFSK w/VersiTab	4'-0"	125'-0"	500 SF	31 #
	HW-3748	PSK-VR w/VersiTab	6'-0"	125'-0"	750 SF	46 #
	HW-3749	RFSK w/VersiTab	6'-0"	125'-0"	750 SF	46 #
	HW-514	Scrimless Aluminum Tape 3" x 150' (Wt. 1.5#)				
	NOTE: • White with VersiTab is 1/4" fiberglass with a white polypropylene scrim reinforced vapor retarder on one side and foil film on the other side. • RFSK with VersiTab is 1/4" fiberglass with a silver (aluminum) scrim reinforced vapor retarder on one side and foil film on the other side. • VersiTab has a 2" tab on one side and a 4" tab on the other side of the roll to allow the insulation side laps to be folded and stapled or overlapped and taped.					

LIGHT TRANSMITTING PANELS

LIGHT TRANSMITTING PANEL	STYLE	PART NO.	LENGTH	WIDTH	NOTES
LOW MODULUS/ NON-REINFORCED 5 OZ. WHITE LIGHT TRANSMITTING PANEL	Imperial Rib®	HW-1566D	2'	38"	
	Imperial Rib®	HW-1566C	8'	38"	
	Imperial Rib®	HW-1566A	10'	38"	
	Imperial Rib®	HW-1566B	12'	38"	
	Imperial Rib®	HW-1566E	*12'	38"	
	Perma Clad®	HW-1650	2'	38"	
	Perma Clad®	HW-1560	8'	38"	
	Perma Clad®	HW-1562	10'	38"	
	Perma Clad®	HW-1564	12'	38"	
	Ameri-Drain®	HW-1651	2'	38"	
	Ameri-Drain®	HW-1652	8'	38"	
	Ameri-Drain®	HW-1653	10'	38"	
	Ameri-Drain®	HW-1654	12'	38"	
	Ameri-Drain®	HW-1400	*12'	38"	
	Rugged Rib®	HW-1660	2'	38"	
	Rugged Rib®	HW-1661	8'	38"	
	Rugged Rib®	HW-1662	10'	38"	
	Rugged Rib®	HW-1663	12'	38"	
	Regal Rib®	HW-1673	12'	38"	
	Monarch Rib®	HW-1680	2'	38"	
	Monarch Rib®	HW-1681	8'	38"	
	Monarch Rib®	HW-1682	10'	38"	
	Monarch Rib®	HW-1683	12'	38"	
	7/8" Wide®	HW-1580B	2'	38"	
	7/8" Wide®	HW-1580A	8'	38"	
	7/8" Wide®	HW-1582	10'	38"	
7/8" Wide®	HW-1584	12'	38"		
	Specify Panel Configuration			3' COVERAGE	
(*AVAILABLE IN CLEAR ONLY)					
LOW MODULUS/ NON-REINFORCED 5 OZ.	RIDGE LIGHT	HW-1698	10' - 6"	24"	
<p>WARNING: These light transmitting panels are not designed or intended to bear the weight of any person walking, stepping, standing or resting on them. American Building Components DISCLAIMS ANY WARRANTY OR REPRESENTATION, EXPRESS OR IMPLIED, that any person can safely walk, step, stand, or rest on or near these light transmitting panels or that they comply with any OSHA regulation.</p>					

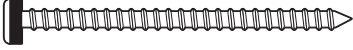
ACCESSORIES

SCREW FASTENERS (Packaged 250 per bag)				
DESCRIPTION	PART NO.	LENGTH	LB. PER 250 PIECE BAG	
SOFFIT AND FASCIA NAIL  (Plated Only)	HW-379	1 3/4"	220 PER #	NOTES
SILVER SENTRI® WOODGRIP LONG LIFE COATED FASTENER  Head Size 1/4" (Panel To Solid Wood)	8A 8 8B 8C	10 X 1" 10 X 1 1/2" 10 X 2" 10 X 2 1/2"	2.18 # 2.70 # 3.28 # 3.85 #	
		OTHER SIZES AVAILABLE Please inquire.	250 Per Bag	
ZAC® LONG LIFE WOODGRIP FASTENER  Head Size 5/16" (Panel To Solid Wood)	9A 9	10 X 1" 10 X 1 1/2"	3.55 # 4.58 #	
		OTHER SIZES AVAILABLE Please inquire.	250 Per Bag	
STAINLESS STEEL WOODGRIP  Head Size 5/16" (Bi-Metal Fastener)	216 217 218 219	10 X 1" 10 X 1 1/2" 10 X 2" 10 X 2 1/2"	2.33 # 2.83 # 3.33 # 3.58 #	
			100 Per Bag	
SELF-DRILLER  Head Size 5/16"	17A	12 X 1 1/4"	3.88 #	
		Panel To Metal	250 Per Bag	
SELF-DRILLER LAP-TEK Paint setup charges apply  Head Size 5/16"	4A	14 X 7/8"	4.00 #	
		Panel To Panel	250 Per Bag	
SELF TAPPING Special Order UPS Charges apply  Head Size 3/8" (Panel To Plywood)	18 18B 18C	14 X 1" 14 X 1 1/2" 14 X 2"	4.13 # 5.15 # 6.58 #	
		Pre-Drill Holes	250 Per Bag	
POP RIVET  (Stainless Steel)	14	1/8" X 3/16"	.73 #	
			250 Per Bag	
PANCAKE HEAD (Recommended for Royal Lock and SL Series)  #2 Phillips - Wood Grip	13	10 x 1"	1.78 #	
		Panel to Plywood	250 Per Bag	

American Building Components recommends a #14 X 1", Type "A", hex head fastener with washer for all exposed fastener panels applied over a plywood or OSB substrate. The use of a #9 or #10 "wood grip" type fastener into plywood or OSB substrates is not recommended. This refers to exposed fastener panels installed over solid decks only. Open purlin construction, such as 2 X 4's on 24" center, should be fastened with #9 or #10 "wood grip" type fasteners.

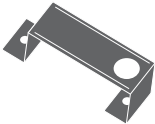
NOTE: Other lengths and sizes available, PLEASE INQUIRE. Not all fasteners in stock, UPS and \$25.00 paint charges will apply.

ACCESSORIES

ROOFING NAILS (Price Per lb.)	PART NO.	QTY. PER LB.	LENGTH	NOTES
FLAT CHECKERED-HEAD RING SHANK (With Rubber Washer)  (Sold in 5 & 50 lb. cartons)	HW-364 HW-367 HW-368	126 100 82	1 1/2" 2" 2 1/2"	
ITEM	PART NO.	SIZE	COLOR	NOTES
TOUCH UP PAINT - Spray Cans *Std Colors 6 Oz. By Volume (Recommended for field painting of accessories only) NOTE: Spray Cans cannot be shipped via Air.	HW-306	4.25 Oz. Net Weight	See Standard Color Chart	
TOUCH UP PAINT - Brush Top Can *Std Colors (Recommended for minor scratch cover only)	HW-304	2 Oz. Can	See Standard Color Chart	
1/4" ONE PIECE MAGNETIC SOCKET	HW-606			
JOINT SEALER	HW-552	5 Oz. Tube .30 #	Aluminum	
SILICONE* CLEAR URETHANE WHITE URETHANE BRONZE URETHANE ALMOND *Silicone not recommended for painted panel applications.	HW-546 HW-540 HW-542 HW-544	11 Oz. Tube 11 Oz. Tube 11 Oz. Tube 11 Oz. Tube	Clear White Bronze Almond	
ACRYLIC EDGE COAT Recommended for CUT EDGES.	HW-325	Pint	Clear	

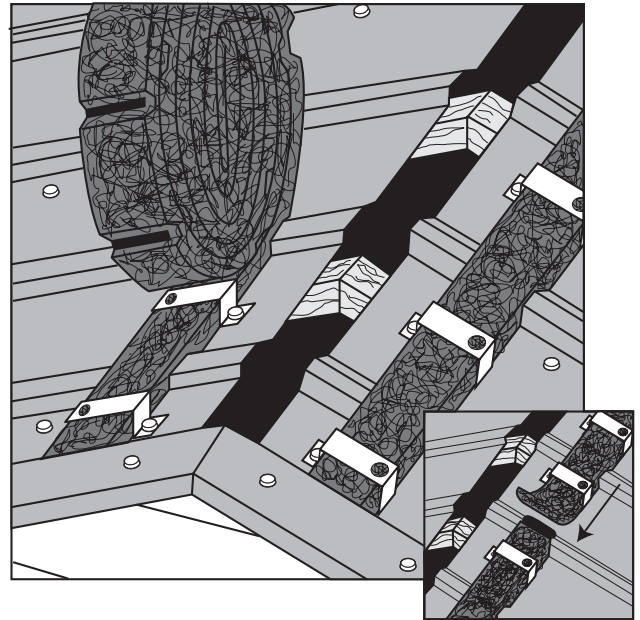
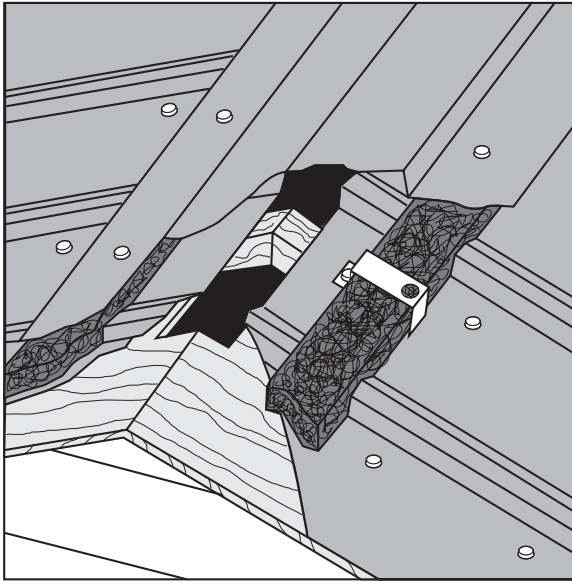
VENT MATERIAL

ITEM	PART NO.	PROFILE	LENGTH	NOTES
PROFILE VENT	HW-116IR	Imperial Rib®	100' Roll	
	HW-116RR	Regal Rib®	(Two 50' Rolls per Pkg.)	
	HW-116AM	Ameri-Drain®		
	HW-116WR	7/8" Wide Rib®		
	HW-116MR	Monarch Rib®		
	HW-116RU	Rugged Rib®		
	HW-116PC	Perma-Clad®		
	HW-1165V	5V Crimp		

ITEM	PART NO.	GENERAL	CARTON SIZE	WEIGHT EACH	NOTES
PROFILE VENT Anchor Clip  Sold in 25 pc. boxes only	HW-2075	1" Profile Vent Anchor Clip	25	.05 #	
	HW-2076	1 1/4" Profile Vent Anchor Clip (Royal Lock/SL Only)	25	.05 #	

ITEM	PART NO.	GENERAL	CARTON SIZE	LENGTH	NOTES
VERSA VENT	HW-111	1" Thickness	10	10'-0"	
	HW-112	1 1/4" Thickness	10	10'-0"	

Profile Vent



New or Re-roof on Purlin or Wood Deck Construction

Use a 2" opening at the ridge to provide ventilation. On new or re-roof wood deck construction cut a 2" slot at the ridge (1" each side, start cut 6" from gable ends). On purlin construction position panels to leave a 2" opening.

IMPORTANT NOTE:

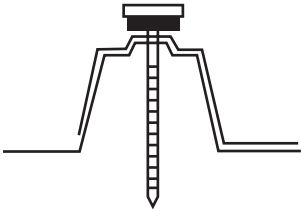
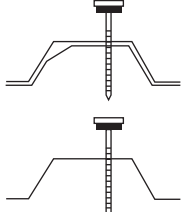
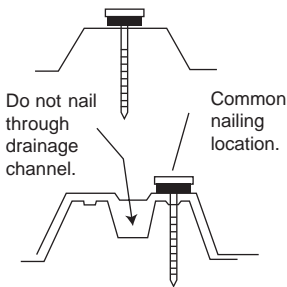
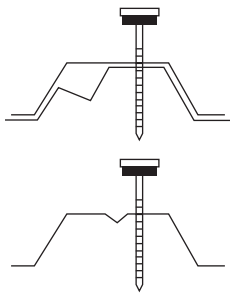
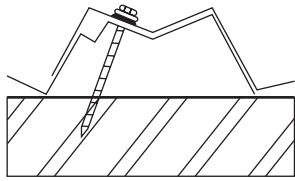
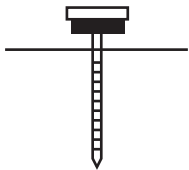
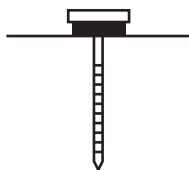
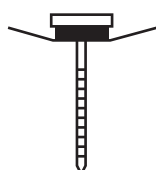
This ventilation system is not guaranteed to be weather proof under all conditions. Many factors affect the weather tightness of this or any ventilator apparatus. ABC recommends consulting a qualified architect, design engineer, or HVAC professional for your particular application.

TECHNICAL DATA

Passed	Net Free Area	1" nom. thickness	8.5 sq. in. per lin. ft. per slope (17 sq. in. per lin. ft. ridge)
Passed	Air Permeability	ASTM D737	>>760 cu. ft. per minute
Passed	Self-ignition Temp.	ASTM D1929	963° F
Passed	Cold Crack	Loren C115	Resistance to >-25° F
Passed	Snow Infiltration	CRL 5704	-0-
Passed	Tear Strength	ASTM D1294-86	Tear: Machine 25 p.p.i. Counter 25 p.p.i.
Passed	Tensile Strength	ASTM D2261-83	Tensile: Machine 25 p.p.i. Counter 25 p.p.i.
Passed	Attic Dust Test	ASTM D1739-98	No Clogging, will not hold dust
Passed	Dust Exposure Test	ICBO AC132	
Passed	Loren	Compression	13%
		Recovery	100%
Passed	UV Stable	Chamber Test	No change to color or materials
Passed	Abrasion Test	ASTM D1175	No damage to panel surface
Passed	100 MPH Wind Driven Rain Test		

APPLICATION AIDS FOR NAILS AND FASTENERS

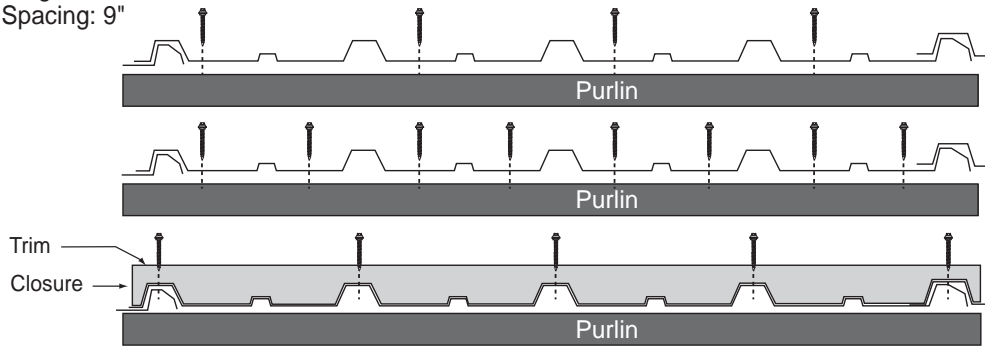
The following is intended as a general guideline and is representative of typical fastener placement used in the post frame industry. Consult a qualified engineer or architect for the specific requirements needed to meet local design codes, weather conditions or other related factors. NOTE: Panels are not symmetrical side to side. Always follow correct Side Lap Procedure.

ROOFING			
<p>1. The critical point in laying a roof is correct positioning of the first sheet on the side away from prevailing winds. Check both ends of this sheet to be sure it's square to insure true fit of roofing sheets.</p> <p>2. Once the first sheet is accurately positioned, nail the top and bottom edge to secure it in place. (See illustrations at right for your particular roofing or siding.)</p> <p>3. For both roofing and siding, always start the first course on the lower side or edge of the building away from the prevailing winds, working from eave to ridge.</p> <p>4. Nails should be galvanized, ring shank, with a rubber washer (See chart below). These are vital for a waterproof roof. For roofing, nails should be at least 2" long. If insulation is used, increase nail length accordingly.</p> <p>5. Avoid over-driving nails. Washers should be flush with steel. Overdriving distorts sheets and creates the possibility of leaks. (See illustration OVERDRIVING NAILS far right.)</p>	<p>IMPERIAL RIB®</p> <p>Nail the sheet securely in position nailing through the top of every major rib. Roofing nails should be placed in the crown (high point) of the ribs only.</p> 	<p>RUGGED RIB®</p> <p>Nail the sheet securely in position nailing through the top of every major rib. DO NOT FASTEN IN THE CENTER OF THE RIB, rather nail toward the side. THIS IS VERY IMPORTANT!</p> 	<p>AMERI-DRAIN®</p> <p>Nail the sheet securely in position nailing through the top of every major rib. Roofing nails should be placed in the crown (high point).</p> 
	<p>REGAL RIB®</p> <p>Nail the sheet securely in position nailing through the top of every major rib. DO NOT NAIL IN THE CENTER OF V, NOR IN CENTER OF DRAIN RIB AT THE SIDE LAP.</p> 	<p>MONARCH RIB®</p> <p>Nail the sheet securely in position nailing through the top of every major rib. IMPORTANT; nail perpendicular to slanted surface as indicated.</p> 	<p>DRIVING NAILS</p> <p>UNDER-DRIVEN</p>  <p>CORRECT</p>  <p>OVER-DRIVEN</p> 
	<p>10 Gauge, 3/8" Flat Checkered Head, Ring Shank, Rubber Washer Roofing</p>		
	<p>NOTE: 80 per square (average quantity required) you may require more or less depending on wind load, purlin spacing, etc. Consult an engineer for specific requirements.</p>	<p>LENGTH</p> <p>1 1/2"</p>	<p>NAILS PER POUND</p> <p>126</p>
		<p>2"</p>	<p>100</p>
<p>2 1/2"</p>		<p>82</p>	
<p>3"</p>		<p>70</p>	
<p>SIDING</p> <p>Generally a 1 1/2" long nail is adequate for wall panels. However, insulation thickness, wind loads or other engineering factors could require longer nails. Consult a qualified engineer for your specific application. Nails should be placed in the flat of the sheet, next to the major rib, except at side laps. Side laps should be nailed through the crown, refer to the roofings segment above.</p> <p>NOTE: Extended life fasteners are available. Call for pricing.</p> <p>NOTE: In nailing any kind of roofing or siding, nail the outside ribs first, then the center ribs. This will eliminate spreading or creeping of the sheet. This is especially important when sheets are end-lapped to prevent a mismatch. When using a single long sheet from ridge to eave, the spreading may distort the appearance of the finished building.</p>			

FASTENER PATTERN FOR SCREWS

RUGGED RIB®

Panel Coverage: 36"
Major Rib Spacing: 9"



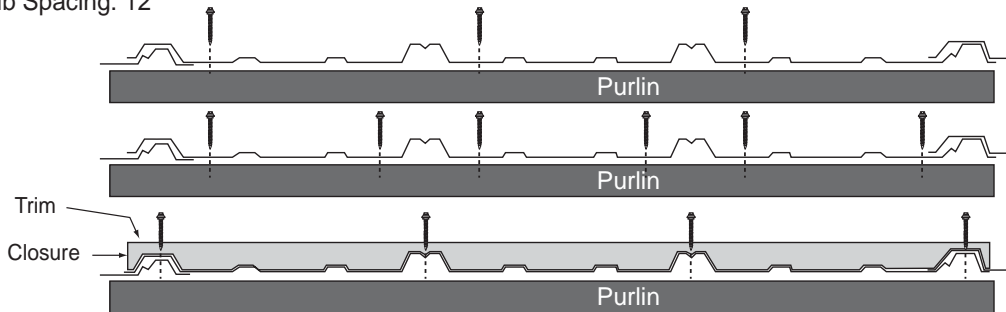
Typical fastener placement at intermediate purlins.

Typical fastener placement at endlaps and eave strut.

Typical fastener placement at ridge.

REGAL RIB®

Panel Coverage: 36"
Major Rib Spacing: 12"



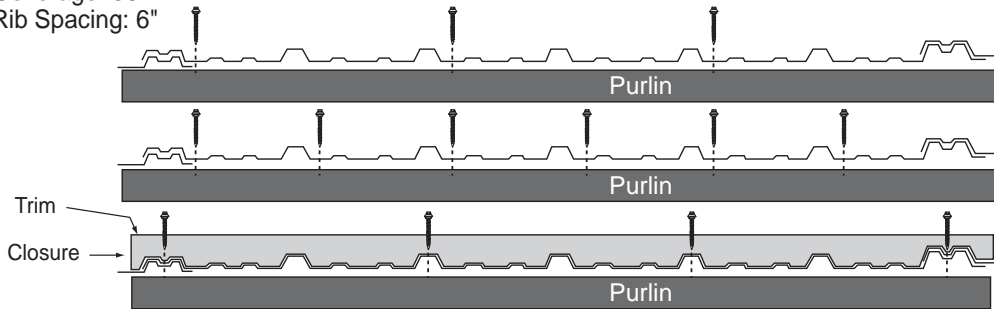
Typical fastener placement at intermediate purlins.

Typical fastener placement at endlaps and eave strut.

Typical fastener placement at ridge.

AMERI-DRAIN®

Panel Coverage: 36"
Major Rib Spacing: 6"



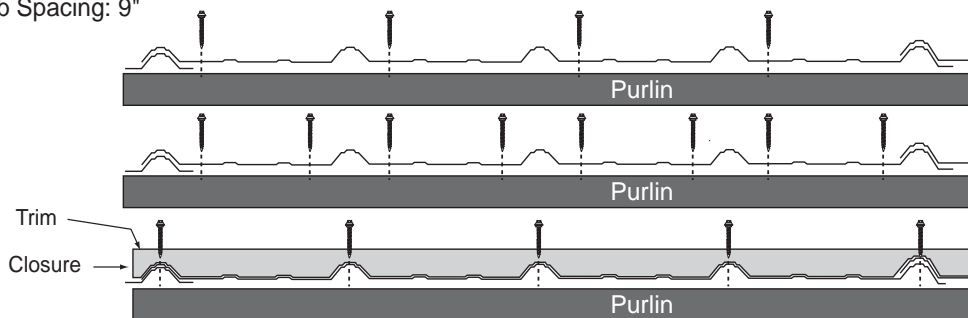
Typical fastener placement at intermediate purlins.

Typical fastener placement at endlaps and eave strut.

Typical fastener placement at ridge.

IMPERIAL RIB®

Panel Coverage: 36"
Major Rib Spacing: 9"



Typical fastener placement at intermediate purlins.

Typical fastener placement at endlaps and eave strut.

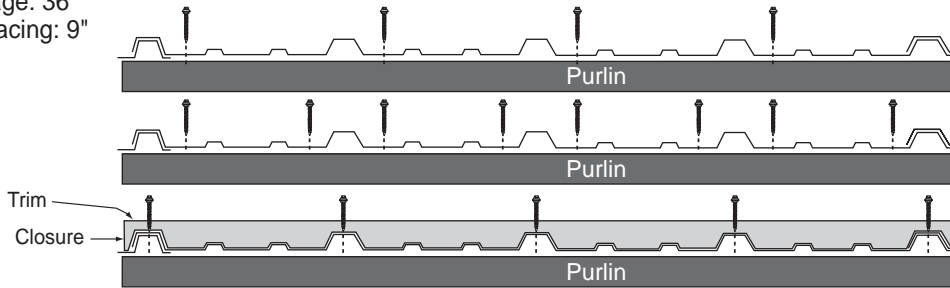
Typical fastener placement at ridge.

Note: Using a depth setting nosepiece is recommended for proper installation.

FASTENER PATTERN FOR SCREWS

PERMA-CLAD®

Panel Coverage: 36"
Major Rib Spacing: 9"



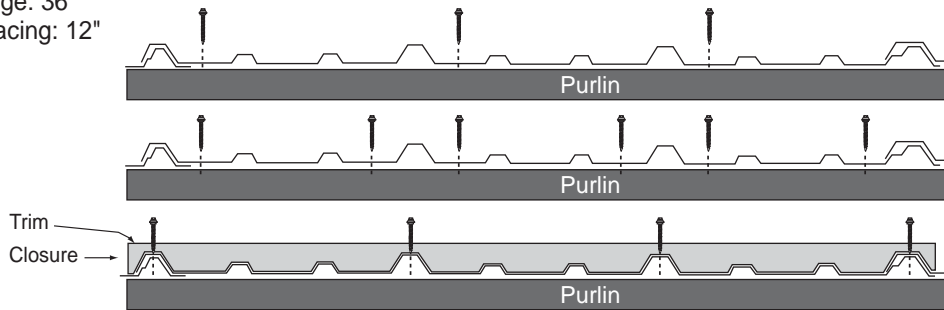
Typical fastener placement at intermediate purlins.

Typical fastener placement at endlaps and eave strut.

Typical fastener placement at ridge.

7/8" WIDE RIB®

Panel Coverage: 36"
Major Rib Spacing: 12"



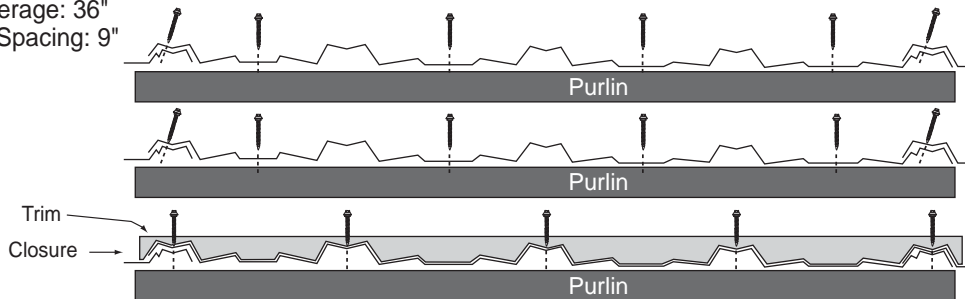
Typical fastener placement at intermediate purlins.

Typical fastener placement at endlaps and eave strut.

Typical fastener placement at ridge.

MONARCH RIB®

Panel Coverage: 36"
Major Rib Spacing: 9"



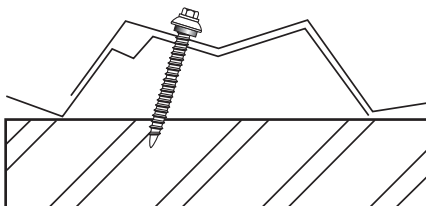
Typical fastener placement at intermediate purlins.

Typical fastener placement at endlaps and eave strut.

Typical fastener placement at ridge.

FOR MONARCH RIB® ONLY

IMPORTANT: Screw perpendicular to slanted surface as indicated



DRILLING / DRIVING TIPS FOR ALL OUR RIBS

IMPORTANT: Apply sufficient torque to seat the washer, **DO NOT OVER DRIVE THE FASTENER.**

IMPORTANT: Remove any metal filings created during fastener placement to prevent rust marks on the painted surface.

WASHER	CORRECT	TOO LOOSE	TOO TIGHT
Weather-gard dome			

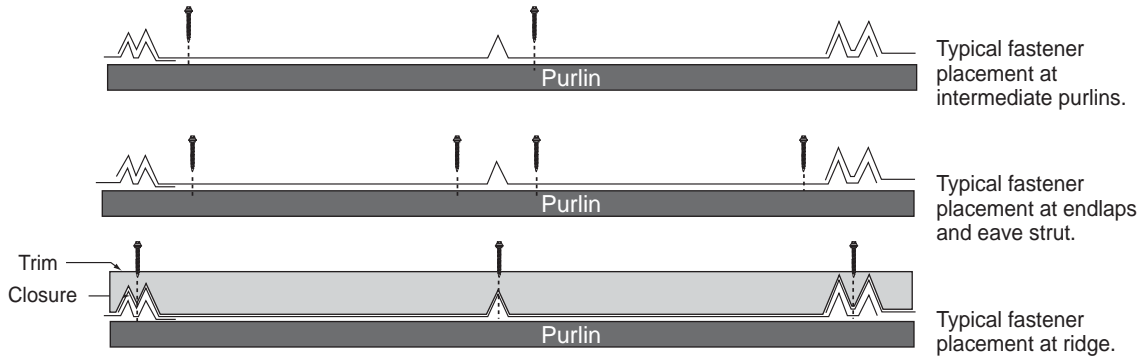
NOTE: 80 fasteners per square average quantity for roof. 60 Fasteners per square average quantity required for walls. You may require more or less depending on design requirement. Consult a qualified engineer or architect for specific requirements needed to meet local design codes, weather conditions or other related factors.

Note: Using a depth setting nosepiece is recommended for proper installation.

FASTENER PATTERN FOR SCREWS

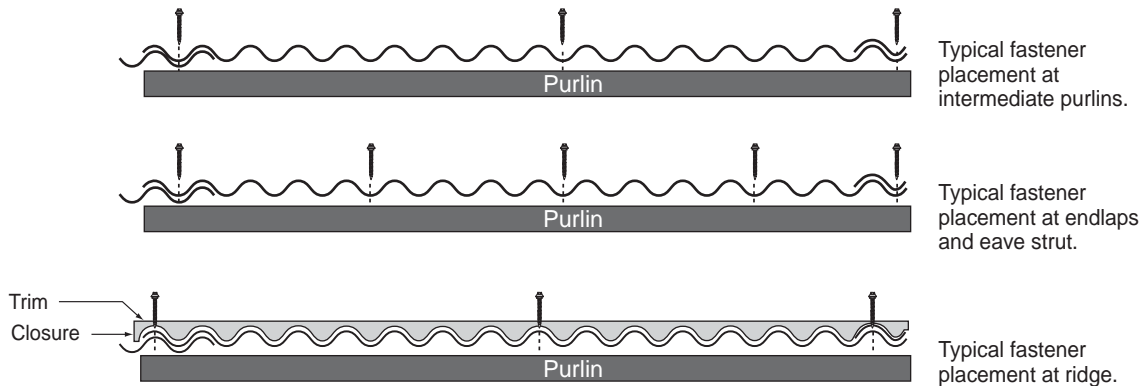
5V CRIMP

Panel Coverage: 24"
Major Rib Spacing: 12"



CORRUGATED

Panel Coverage: 24"



American Building Components recommends a #14 X 1", Type "A", hex head fastener with washer for all exposed fastener panels applied over a plywood or OSB substrate. The use of a #9 or #10 "wood grip" type fastener into plywood or OSB substrates is not recommended. This refers to exposed fastener panels installed over solid decks only. Open purlin construction, such as 2 X 4's on 24" center, should be fastened with #9 or #10 "wood grip" type fasteners.

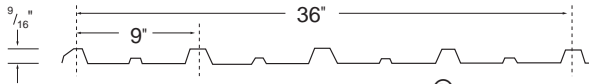
Note: Using a depth setting nosepiece is recommended for proper installation.

BUILDING PANELS SQUARE FOOT CHART

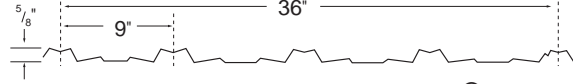
Call your ABC representative for panel availability.



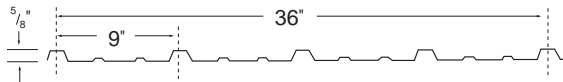
IMPERIAL RIB®



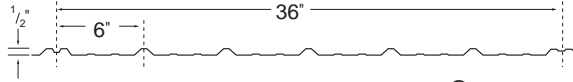
RUGGED RIB®



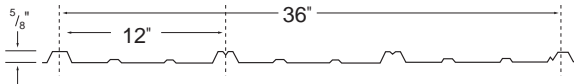
MONARCH RIB®



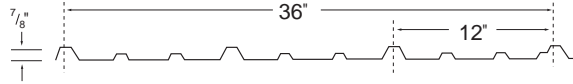
PERMA-CLAD®



AMERI-DRAIN®



REGAL RIB®



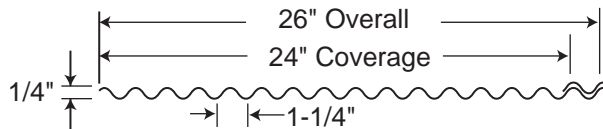
7/8" WIDE RIB®

Number of Square Feet Per Panel

	0"	1"	2"	3"	4"	5"	6"	7"	8"	9"	10"	11"
1 FT.	3.17	3.43	3.69	3.96	4.22	4.49	4.75	5.01	5.28	5.54	5.81	6.07
2 FT.	6.33	6.60	6.86	7.12	7.39	7.65	7.92	8.18	8.44	8.71	8.97	9.24
3 FT.	9.50	9.76	10.03	10.29	10.56	10.82	11.08	11.35	11.61	11.87	12.14	12.40
4 FT.	12.67	12.93	13.19	13.46	13.72	13.99	14.25	14.51	14.78	15.04	15.31	15.57
5 FT.	15.83	16.10	16.36	16.62	16.89	17.15	17.42	17.68	17.94	18.21	18.47	18.74
6 FT.	19.00	19.26	19.53	19.79	20.06	20.32	20.58	20.85	21.11	21.37	21.64	21.90
7 FT.	22.17	22.43	22.69	22.96	23.22	23.49	23.75	24.01	24.28	24.54	24.81	25.07
8 FT.	25.33	25.60	25.86	26.12	26.39	26.65	26.92	27.18	27.44	27.71	27.97	28.24
9 FT.	28.50	28.76	29.03	29.29	29.56	29.82	30.08	30.35	30.61	30.87	31.14	31.40
10 FT.	31.67	31.93	32.19	32.46	32.72	32.99	33.25	33.51	33.78	34.04	34.31	34.57
11 FT.	34.83	35.10	35.36	35.62	35.89	36.15	36.42	36.68	36.94	37.21	37.47	37.74
12 FT.	38.00	38.26	38.53	38.79	39.06	39.32	39.58	39.85	40.11	40.37	40.64	40.90
13 FT.	41.17	41.43	41.69	41.96	42.22	42.49	42.75	43.01	43.28	43.54	43.81	44.07
14 FT.	44.33	44.60	44.86	45.12	45.39	45.65	45.92	46.18	46.44	46.71	46.97	47.24
15 FT.	47.50	47.76	48.03	48.29	48.56	48.82	49.08	49.35	49.61	49.87	50.14	50.40
16 FT.	50.67	50.93	51.19	51.46	51.72	51.99	52.25	52.51	52.78	53.04	53.31	53.57
17 FT.	53.83	54.10	54.36	54.62	54.89	55.15	55.42	55.68	55.94	56.21	56.47	56.74
18 FT.	57.00	57.26	57.53	57.79	58.06	58.32	58.58	58.85	59.11	59.37	59.64	59.90
19 FT.	60.17	60.43	60.69	60.96	61.22	61.49	61.75	62.01	62.28	62.54	62.81	63.07
20 FT.	63.33	63.60	63.86	64.12	64.39	64.65	64.92	65.18	65.44	65.71	65.97	66.24
21 FT.	66.50	66.76	67.03	67.29	67.56	67.82	68.08	68.35	68.61	68.87	69.14	69.40
22 FT.	69.67	69.93	70.19	70.46	70.72	70.99	71.25	71.51	71.78	72.04	72.31	72.57
23 FT.	72.83	73.10	73.36	73.62	73.89	74.15	74.42	74.68	74.94	75.21	75.47	75.74
24 FT.	76.00	76.26	76.53	76.79	77.06	77.32	77.58	77.85	78.11	78.37	78.64	78.90
25 FT.	79.17	79.43	79.69	79.96	80.22	80.49	80.75	81.01	81.28	81.54	81.81	82.07
26 FT.	82.33	82.60	82.86	83.12	83.39	83.65	83.92	84.18	84.44	84.71	84.97	85.24
27 FT.	85.50	85.76	86.03	86.29	86.56	86.82	87.08	87.35	87.61	87.87	88.14	88.40
28 FT.	88.67	88.93	89.19	89.46	89.72	89.99	90.25	90.51	90.78	91.04	91.31	91.57
29 FT.	91.83	92.10	92.36	92.62	92.89	93.15	93.42	93.68	93.94	94.21	94.47	94.74
30 FT.	95.00	95.26	95.53	95.79	96.06	96.32	96.58	96.85	97.11	97.37	97.64	97.90
31 FT.	98.17	98.43	98.69	98.96	99.22	99.49	99.75	100.01	100.28	100.54	100.81	101.07
32 FT.	101.33	101.60	101.86	102.12	102.39	102.65	102.92	103.18	103.44	103.71	103.99	104.24
33 FT.	104.50	104.76	105.03	105.29	105.56	105.82	106.08	106.35	106.61	106.87	107.14	107.40
34 FT.	107.67	107.93	108.19	108.46	108.72	108.99	109.25	109.51	109.78	110.04	110.31	110.57
35 FT.	110.83	111.10	111.36	111.62	111.89	112.15	112.42	112.68	112.94	113.21	113.47	113.74
36 FT.	114.00	114.26	114.53	114.79	115.06	115.32	115.58	115.85	116.11	116.37	116.64	116.90
37 FT.	117.17	117.43	117.69	117.96	118.22	118.49	118.75	119.01	119.28	119.54	119.81	120.07
38 FT.	120.33	120.60	120.86	121.12	121.39	121.65	121.92	122.18	122.44	122.71	122.97	123.24
39 FT.	123.50	123.76	124.03	124.29	124.56	124.82	125.08	125.35	125.61	125.87	126.14	126.40
40 FT.	126.67	126.93	127.19	127.46	127.72	127.99	128.25	128.51	128.78	129.04	129.31	129.57

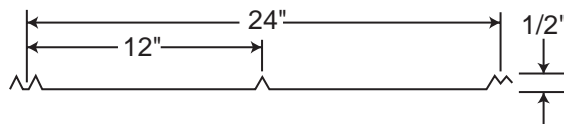
BUILDING PANELS SQUARE FOOT CHART

Call your ABC representative for panel availability.



1-1/4" CORRUGATED

(Not recommended for roofing)

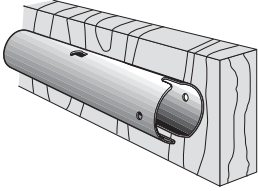
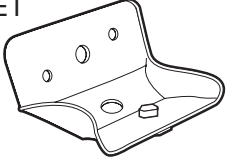
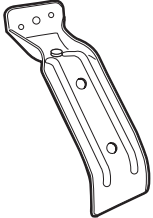
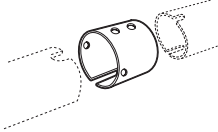
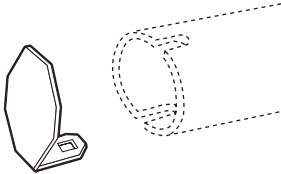
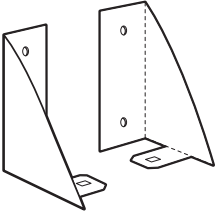
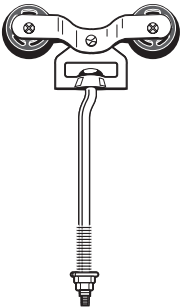


5V CRIMP


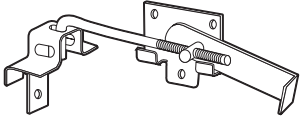

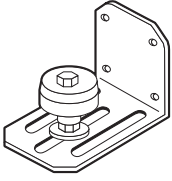

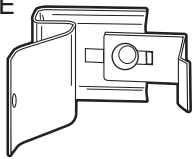
Number of Square Feet Per Panel

	0"	1"	2"	3"	4"	5"	6"	7"	8"	9"	10"	11"
1 FT.	2.17	2.35	2.53	2.71	2.89	3.07	3.26	3.44	3.62	3.80	3.98	4.16
2 FT.	4.34	4.52	4.70	4.88	5.06	5.24	5.43	5.61	5.79	5.97	6.15	6.33
3 FT.	6.51	6.69	6.87	7.05	7.23	7.41	7.60	7.78	7.96	8.14	8.32	8.50
4 FT.	8.68	8.86	9.04	9.22	9.40	9.58	9.77	9.95	10.13	10.31	10.49	10.67
5 FT.	10.85	11.03	11.21	11.39	11.57	11.75	11.94	12.12	12.30	12.48	12.66	12.84
6 FT.	13.02	13.20	13.38	13.56	13.74	13.92	14.11	14.29	14.47	14.65	14.83	15.01
7 FT.	15.19	15.37	15.55	15.73	15.91	16.09	16.28	16.46	16.64	16.82	17.00	17.18
8 FT.	17.36	17.54	17.72	17.90	18.08	18.26	18.45	18.63	18.81	18.99	19.17	19.35
9 FT.	19.53	19.71	19.89	20.07	20.25	20.43	20.62	20.80	20.98	21.16	21.34	21.52
10 FT.	21.70	21.88	22.06	22.24	22.42	22.60	22.79	22.97	23.15	23.33	23.51	23.69
11 FT.	23.87	24.05	24.23	24.41	24.59	24.77	24.96	25.14	25.32	25.50	25.68	25.86
12 FT.	26.04	26.22	26.40	26.58	26.76	26.94	27.13	27.31	27.49	27.67	27.85	28.03
13 FT.	28.21	28.39	28.57	28.75	28.93	29.11	29.30	29.48	29.66	29.84	30.02	30.20
14 FT.	30.38	30.56	30.74	30.92	31.10	31.28	31.47	31.65	31.83	32.01	32.19	32.37
15 FT.	32.55	32.73	32.91	33.09	33.27	33.45	33.64	33.82	34.00	34.18	34.36	34.54
16 FT.	34.72	34.90	35.08	35.26	35.44	35.62	35.81	35.99	36.17	36.35	36.53	36.71
17 FT.	36.89	37.07	37.25	37.43	37.61	37.79	37.98	38.16	38.34	38.52	38.70	38.88
18 FT.	39.06	39.24	39.42	39.60	39.78	39.96	40.15	40.33	40.51	40.69	40.87	41.05
19 FT.	41.23	41.41	41.59	41.77	41.95	42.13	42.32	42.50	42.68	42.86	43.04	43.22
20 FT.	43.40	43.58	43.76	43.94	44.12	44.30	44.49	44.67	44.85	45.03	45.21	45.39
21 FT.	45.57	45.75	45.93	46.11	46.29	46.47	46.66	46.84	47.02	47.20	47.38	47.56
22 FT.	47.74	47.92	48.10	48.28	48.46	48.64	48.83	49.00	49.19	49.37	49.55	49.73
23 FT.	49.91	50.09	50.27	50.45	50.63	50.81	51.00	51.18	51.36	51.54	51.72	51.90
24 FT.	52.08	52.26	52.44	52.62	52.80	52.98	53.17	53.35	53.53	53.71	53.89	54.07
25 FT.	54.25	54.43	54.61	54.79	54.97	55.15	55.34	55.52	55.70	55.88	56.06	56.24
26 FT.	56.42	56.60	56.78	56.96	57.14	57.32	57.51	57.69	57.87	58.05	58.23	58.41
27 FT.	58.59	58.77	58.95	59.13	59.31	59.49	59.68	59.86	60.04	60.22	60.40	60.58
28 FT.	60.76	60.94	61.12	61.30	61.48	61.66	61.85	62.03	62.21	62.39	62.57	62.75
29 FT.	62.93	63.11	63.29	63.47	63.65	63.83	64.02	64.20	64.38	64.56	64.74	64.92
30 FT.	65.10	65.28	65.46	65.64	65.82	66.00	66.19	66.37	66.55	66.73	66.91	67.09
31 FT.	67.27	67.45	67.63	67.81	67.99	68.17	68.36	68.54	68.72	68.90	69.08	69.26
32 FT.	69.44	69.62	69.80	69.98	70.16	70.34	70.53	70.71	70.89	71.07	71.25	71.43
33 FT.	71.61	71.79	71.97	72.15	72.33	72.51	72.70	72.88	73.06	73.24	73.42	73.60
34 FT.	73.78	73.96	74.14	74.32	74.50	74.68	74.87	75.05	75.23	75.41	75.59	75.77
35 FT.	75.95	76.13	76.31	76.49	76.67	76.85	77.04	77.22	77.40	77.58	77.76	77.94
36 FT.	78.12	78.30	78.48	78.66	78.84	79.02	79.21	79.39	79.57	79.75	79.93	80.11
37 FT.	80.29	80.47	80.65	80.83	81.01	81.19	81.38	81.56	81.74	81.92	82.10	82.28
38 FT.	82.46	82.64	82.82	83.00	83.18	83.36	83.55	83.73	83.91	84.09	84.27	84.45
39 FT.	84.63	84.81	84.99	85.17	85.35	85.53	85.72	85.90	86.08	86.26	86.44	86.62
40 FT.	86.80	86.98	87.16	87.34	87.52	87.70	87.89	88.07	88.25	88.43	88.61	88.79

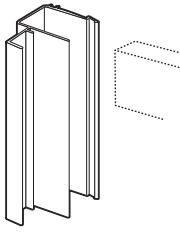
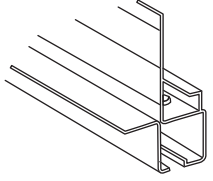
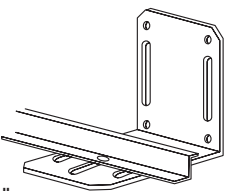
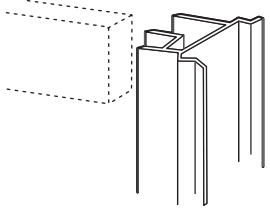
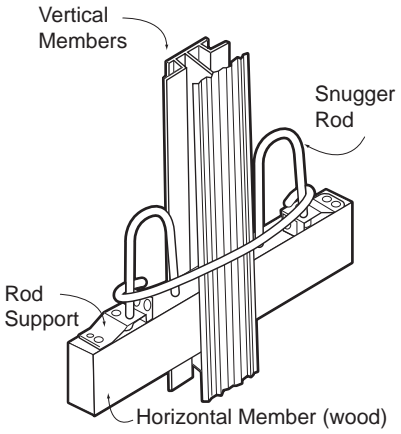
TRACK

ITEM	DESCRIPTION			NOTES
	GENERAL	LENGTH	WEIGHT	
T1 PLY-TRACK 	14 Gauge Track Brackets at 2' Centers	8' 10' 12'	16.80 # 21.00 # 25.20 #	
T2A SIDE MOUNT BRACKET 			.2 #	
T2B SIDE MOUNT BRACKET (FOR COVER) 			.6 #	
T3 SPLICE COLLAR 	One for each piece of track in the run less one.	N/A	.61 #	
T4 ENDCAP WITH MOUNTING BOLT 	Two for each track run.	N/A	.20 # Pair	
T5 (F) END TRIM FACE MOUNT (WHITE) 	Two for each track run. Packaged with screws. For face mount cover.	N/A	.6 # Pair	
T6 ADJUSTABLE OFFSET BOLT TROLLEY HANGER (DELRIN®) 	Rated for 500 lbs.	9 1/2" BOLT	4.6 # Pair	

TRACK

ITEM	DESCRIPTION			NOTES
	GENERAL	LENGTH	WEIGHT	
T7 ADJUSTABLE TROLLEY HANGER (DELFIN®)		One pair for wood frame doors up to 1 13/16" in thickness	N/A	6.80 # Pair
T9 JAMB LATCH		Adjustable 7" jamb holds door firmly in place against jamb. This latch can be used for right or left hand application	N/A	1 #
T10 JUMBO DOOR PULL		White (vinyl coated) Zinc Plated	N/A N/A	.50 # .51 #
T11 ADJUSTABLE OFFSET STAY ROLLER		Galvanized	N/A	1.90 #
T12 ADJUSTABLE DOOR GUIDE AND STOP		Galvanized	N/A	3 #
T13 DOOR STOP ADJUSTABLE		Galvanized	N/A	1.10 #

TRACK

ITEM	DESCRIPTION			NOTES
	GENERAL	LENGTH	WEIGHT	
T18 SIDERAIL		White Only	10'	7.6 #
			12'	9.12 #
		Not Punched	14'	10.64 #
			16'	12.16 #
T19 BOTTOM RAIL		White Only	10'	8.0 #
			12'	9.6 #
		Attaches to wood bottom rail and used with Stayguide II.	14'	11.20 #
			16'	12.8 #
T20 STAYGUIDE 5'-0"		Brackets and hardware included.	5'	6 #
T20 STAYGUIDE 10'-0"			10'	12 #
T21 DOUBLE COUPLE		White Only	10'	9.3 #
		Not Punched	12'	11.16 #
		Siderail and "H" vertical rail for split door closures.	14'	13.02 #
			16'	14.88 #
T22 CENTER SNUGGERLATCH			5 1/2"	1.71 #

TERMS AND CONDITIONS OF SALE

- Parties** - All references to ABC or Seller refer to Metal Building Components L.P. (hereinafter "Seller" or "ABC"). Seller and Buyer may sometimes collectively be referred to herein as the "parties."
- Binding Effect** - The following terms and conditions (the "Terms and Conditions") shall apply to any and all sales between Seller and the Buyer and shall not be waived, modified or amended without the express written consent of the Seller's President or Executive Vice-President. Terms contained within any other purchase order or agreement issued by Buyer conflicting with these Terms and Conditions shall be of no force and effect. All sales by Seller of any nature to Buyer shall be made under the provisions of this Agreement. Any documents that Buyer may use for its convenience including, but not limited to, purchase orders or sales acknowledgement forms shall be deemed to be for the administrative convenience of Buyer only, and this Agreement as well as the terms and conditions as stated in Seller's invoices and bills of lading shall supersede and take precedence over any of Buyer's terms and conditions which may be contained on any such forms. Further, should Seller act upon this Agreement without first obtaining Buyer's signature on a Purchase Order, Buyer hereby irrevocably agrees to be bound by this Agreement to the exclusion of any contrary terms and conditions proposed by Buyer. All orders are subject to approval and acceptance by Seller.
- Payment** - Payments due Seller under the terms of this sale and any other money due Seller by Buyer shall be paid to Seller at its Houston, Harris County, Texas office. Unless otherwise agreed in advance and in writing by Seller's Credit Department, payment for the materials and/or services under this Agreement shall be COD. Any and all different credit terms must be pre-approved in writing by Seller's Credit Department. If Seller grants Buyer credit terms, invoices paid Seller by Buyer within ten (10) days of date of invoice may be allowed ½% discount, net due thirty (30) days from date of invoice. C.O.D. shipments paid at the time of shipment are not allowed discount. In the event Seller grants Buyer credit terms, said credit terms are subject to change at any time, for any reason, at the sole discretion of Seller without prior written notice to Buyer. Unless specifically enumerated herein, the price does not include any taxes (including excise, privilege, occupation, use, sales, etc.; Federal, State or local) or costs of shipment. All materials sold hereunder are sold F.O.B. Seller's plants. Seller reserves the right to approve the carrier on all C.O.D. shipments.
- Lien/Release** - Buyer agrees that all payments with lien release language on the back of any check shall be sent only to Seller at its Houston, Harris County, Texas office. Buyer agrees that any payment accepted through Seller's lock box with lien release language on the check does not bind Seller to the attempted release. Seller's agent at the lock box who endorses and/or accepts checks for Seller is authorized only to accept unconditional payments, and no action by this agent shall ever give rise to a claim of any authority, apparent or otherwise, beyond that described in this paragraph. Acceptance of any conditional check, including any lien release language or otherwise at the lock box shall only be a partial release for those funds received, and never otherwise. This paragraph cannot be waived or modified except in writing in advance by the President of Seller.
- Interest/Costs of Collection** - Any payments deferred after the due date as specified herein shall bear interest at the greater of the rate of ten percent (10%) per annum or a rate equal to the maximum non-usurious rate under applicable law. If an invoice becomes past due, is placed in the hands of an attorney for collection, if collected by any legal proceedings, or if this Agreement is relevant to any other dispute between the parties, in addition to any other amounts and damages recovered by Seller, Buyer agrees to pay Seller any and all attorney's fees and costs incurred in the collection of sums owed by Buyer to Seller on account of principal, interest or other charges, which attorneys' fees shall not be less than thirty percent (30%) of the total amount payable. "Costs incurred in the collection of sums" as used herein is not to be limited to costs incurred in litigation, but includes, without limitation, copying and mailing expenses, lien fees, lost management time, inspection expenses and expert witnesses expenses in addition to taxable costs incurred in litigation.
- Security Interest** - Buyer has and does by these presents grant to Seller and Seller has and does hereby retain a security interest in all parts and accessories described in and being purchased by Buyer pursuant to this Agreement. The security interest herein granted by Buyer and retained by Seller is to secure payment of the full purchase price and all other charges due and owing Seller by Buyer under the terms of this sale. This Agreement is governed by Section 2.101, et. seq. of the Texas Business & Commerce Code, and the security interest hereunder constitutes a "purchase money security interest" pursuant to the Uniform Commercial Code. This instrument is a contract, security agreement and financing statement between the Parties hereto.
- Authorization for Credit History** - The Buyer or undersigned individual who is either the credit applicant or a principal/agent of the Buyer, recognizes that a credit history report may be a factor in the evaluation of the credit history of the Buyer. Buyer, therefore, consents to and authorizes the use of a commercial, consumer or any other credit report on the Buyer or undersigned individual by Seller from time to time as may be needed in the credit evaluation process.
- Buyer Responsible for Accuracy of Order/Delivery** - Buyer hereby assumes responsibility for the accuracy of verbal orders unless written confirmation is received prior to fabrication. Confirming orders should be marked "Confirming Order-Do Not Duplicate." Buyer may arrange for pickup of order at ABC's plant or shipment will be made by common carrier - "Freight Collect" - unless other arrangements are previously made.
- Cancellation** - Either party may cancel this Agreement by giving written notice to the other party not less than seven (7) days prior to the cancellation date; provided, however, that the Terms and Conditions provided herein shall apply and remain in full force and effect with respect to any and all transactions entered into by and between Seller and Buyer. In the event of such cancellation, Buyer agrees to pay Seller for any and all costs and damages occasioned by the cancellation hereof including, but not limited to, Seller's expenses of order processing, engineering, detailing, purchase of material, fabrication and sales commissions and applicable incidental, consequential and lost profits damages; provided, however, in no event will the amount payable by Buyer pursuant to this sentence be less than \$2,500.
- Manufacturer's Warranties/Disclaimer** - Seller warrants its workmanship only against failure due to defective material or workmanship for a period of one (1) year from date of manufacture; however, Buyer's sole and exclusive remedy shall be limited to, in Seller's sole discretion, the replacement of defective parts, F.O.B. Seller's plant (transportation, redesign, dismantling, disposal of material and installation are not included), or repair of defective parts. As a condition precedent to the effectiveness of the any warranty, all amounts owing to Seller under this or any other agreement with Seller or Seller's affiliates must be fully paid. Seller's liability shall be strictly limited to the written express warranties specified herein, and Buyer agrees and stipulates that Seller shall not be liable for any direct, incidental, consequential, liquidated or exemplary damages, which Buyer may suffer for any reason, including reasons attributable to Seller. Seller does not warrant products that are not manufactured by Seller except to the extent of the warranty ABC may actually pass through or assign from the manufacturer. **EXCEPT AS STATED ABOVE, SELLER HEREBY EXPRESSLY DISCLAIMS ALL WARRANTIES, EXPRESS OR IMPLIED, INCLUDING, WITHOUT LIMITATION, THE IMPLIED WARRANTIES OF MERCHANTABILITY OR FITNESS FOR APARTICULAR PURPOSE, AND THE PARTIES HERETO HEREBY STIPULATE THAT ALL SUCH WARRANTIES ARE HEREBY DISCLAIMED.** Claims for shortages or defective materials must be made to Seller in writing within five (5) days after delivery of shipment (which the Parties agree is a reasonable time), or claim shall be conclusively waived.
- No Incidental, Special or Consequential Damages** - Notwithstanding any other agreement to the contrary, Buyer hereby agrees and stipulates that Seller shall not be liable for any incidental, special, compensatory, expectation, exemplary or consequential damages, which Buyer may suffer for any reason, including reasons attributable to Seller.
- Weather-tightness Warranty** - In the event that Buyer purchases a Weather-tightness Warranty, all Seller procedures must be strictly followed for issuance and effectiveness of the warranty, and Buyer must have paid in full all invoices for materials and the warranty before the Weather-tightness Warranty will be issued. As a condition precedent to the issuance of a Weather-tightness Warranty by Seller, Buyer must not have any outstanding payables owed to Seller or any of Seller's subsidiaries or affiliates.
- Drawings** - If Seller prepares shop drawings, the shop drawings will be in accordance with the Seller's Lump Sum Buyers Agreement which was prepared from the plans and specifications supplied by Buyer to Seller. The shop drawings shall be submitted to Buyer for approval. All materials sold will be in substantial compliance to approved shop drawings only. The approval stamp on the shop drawings shall be signed by the Buyer or his Representative and made a part hereof, and shall be an indication of the accuracy of the shop drawings.
- Acceptance of Change Orders** - Buyer may submit a written request for change orders to Seller adding, deleting or altering the Quantity, Description or Specifications of material ordered. Seller, upon receipt of a written request for change order, shall price the requested changes and send to Buyer a price quotation thereof. Seller shall be under no obligation to accept or perform a request for change order unless Buyer accepts in writing, without alteration or adjustment, the change order at the prices and terms quoted by Seller.
- Insurance** - Buyer will, at its sole expense, maintain insurance during the performance of the services covered by this agreement and thereafter, including General Liability Insurance with a per occurrence limit of not less than \$1,000,000 covering Seller with respect to any involvement in the performance and/or services covered by this agreement. This insurance will include products liability and completed operations liability coverages, which will extend for three (3) years after the completion of the services. Buyer agrees to name Seller as an additional named insured with respect to the coverages required to be maintained by this agreement and to provide Seller with a conformed Additional Named Insured Endorsement setting forth the coverages required by this agreement. Buyer agrees that its insurance coverages as required by this agreement shall be primary to and not concurrent with any insurance coverages maintained by Seller and that any such coverages maintained by Seller shall in no way be implicated unless and until all available coverages required by this agreement shall have been fully exhausted.
- Effect of Sale** - All materials sold hereunder to Buyer are final and cannot be returned to Seller for credit unless Buyer obtains prior written approval from Seller's authorized representative. If, at Buyer's request, the delivery of materials is delayed, then ABC shall invoice Buyer for the price of materials, which invoice shall be due in accordance with the terms of payment provided herein. Buyer shall reimburse ABC for the cost of storing materials if shipment is delayed by Buyer, and will assume any damages to the materials caused by deterioration. In the unlikely event Seller agrees to accept return of some of the materials, a 25% restocking fee shall be charged on all returned materials.
- Force Majeure** - Seller shall not be liable to Buyer for liquidated damages, back charges or loss of use to Buyer arising out of any delay or any other reason in carrying out this Agreement. **Under no circumstances shall Seller be liable in any way to Buyer, building owner or any other party for delays, failure in performance, or loss or damage due to force majeure conditions including, without limitation: fire; flood; epidemics; quarantine; lightning; strike; embargo; explosion; power surge or failure; acts of God; war; labor or employment disputes; civil disturbances; acts of civil or military authority; inability to secure materials, fuel, products or transportation facilities; acts or omissions of suppliers; or any other causes beyond ABC's reasonable control, whether or not similar to the foregoing.** **FURTHER, BUYER HEREBY AGREES AND STIPULATES THAT, IN THE EVENT SELLER RECEIVES NOTIFICATION OF A SCHEDULED PRICE INCREASE FROM ANY OF ITS SUPPLIERS BETWEEN THE DATE OF THIS AGREEMENT AND THE DATE SCHEDULED FOR DELIVERY OF THE MATERIALS COVERED HEREBY, SELLER RESERVES THE RIGHT, IN ITS SOLE DISCRETION, TO INCREASE THE PURCHASE PRICE STATED HEREIN IN AN AMOUNT CORRESPONDING TO SAID PRICE INCREASE.** Buyer agrees this limitation of Seller's liability is reasonable. Buyer further agrees that this limitation of Seller's liability is part of the consideration for this Agreement and is reflected in the amounts charged by Seller hereunder. Buyer intends that this limitation on Seller's liability be liberally construed in favor of Seller to eliminate any other liability of Seller other than repair or replacement of defective products.
- Jurisdiction/Venue/Waiver of Trial by Jury** - Buyer hereby acknowledges, stipulates and agrees that (i) any and all claims, actions, proceedings or causes of action relating to the validity, performance, interpretation, and/or enforcement hereof must be submitted to a court of competent jurisdiction in Houston, Harris County, Texas, (ii) to the maximum extent practicable, this Agreement will be deemed to call for performance in Harris County, Texas, (iii) Buyer irrevocably submits itself to the jurisdiction of the state and federal courts in Harris County, Texas, (iv) service of process may be made upon it in any legal proceeding in connection with this Agreement or any other agreement as provided by Texas law, (v) Buyer irrevocably waives, to the fullest extent permitted by law, any objection that it may now or hereafter have to the laying of venue of any litigation arising out of or in connection with this Agreement or any other agreement or transaction brought in any such court, (vi) Buyer irrevocably waives any claims that litigation brought in any such court has been brought in an inconvenient forum, and (vii) it irrevocably consents to the service of process out of any of the aforementioned courts by the mailing of copies thereof by Certified Mail, Return Receipt Requested, postage prepaid, at its address set forth herein. The scope of each of the foregoing waivers is intended to be all encompassing. Buyer acknowledges that this waiver is a material inducement to the agreement of Seller to enter into a business relationship, and that Seller has already relied on this waiver in entering into this Agreement. **EACH PARTY HEREBY AGREES NOT TO ELECT A TRIAL BY JURY OF ANY ISSUE TRIABLE OF RIGHT BY JURY, AND FULLY WAIVES ANY RIGHT TO TRIAL BY JURY TO THE EXTENT THAT ANY SUCH RIGHT NOW OR HEREAFTER EXISTS WITH RESPECT TO THIS AGREEMENT AND/OR THE AGREEMENTS, INSTRUMENTS AND DOCUMENTS CONTEMPLATED HEREBY OR ANY CLAIM, COUNTERCLAIM OR OTHER ACTION ARISING IN CONNECTION HEREWITH. EACH PARTY ACKNOWLEDGES AND AGREES THAT THIS WAIVER OF RIGHT TO TRIAL BY JURY IS GIVEN KNOWINGLY AND VOLUNTARILY BY SUCH PARTY AND IS INTENDED TO ENCOMPASS EACH INSTANCE AND EACH ISSUE AS TO WHICH THE RIGHT TO TRIAL BY JURY WOULD OTHERWISE ACCRUE. EITHER PARTY IS HEREBY AUTHORIZED TO FILE A COPY OF THIS SECTION IN ANY PROCEEDING AS CONCLUSIVE EVIDENCE OF THIS WAIVER.**
- Indemnification** - BUYER ASSUMES ENTIRE RESPONSIBILITY AND LIABILITY FOR ANY CLAIMS OR ACTIONS BASED ON OR ARISING OUT OF INJURIES, INCLUDING DEATH, TO PERSONS OR DAMAGES TO OR DESTRUCTION OF PROPERTY, SUSTAINED OR ALLEGED TO HAVE BEEN SUSTAINED IN CONNECTION WITH OR TO HAVE ARISEN OUT OF OR INCIDENTAL TO THE PERFORMANCE OF THIS CONTRACT BY BUYER, ITS AGENTS AND EMPLOYEES, AND ITS SUBCONTRACTORS, THEIR AGENTS AND EMPLOYEES, INCLUDING CLAIMS OR ACTIONS FOUNDED IN WHOLE OR IN PART UPON THE ALLEGED ACTS, OMISSIONS OR NEGLIGENCE OF SELLER, SELLER'S REPRESENTATIVES, OR THE EMPLOYEES, AGENTS, INVITEES, OR LICENSEES THEREOF. BUYER FURTHER AGREES TO DEFEND, INDEMNIFY AND HOLD HARMLESS SELLER AND ITS REPRESENTATIVES, AND THE EMPLOYEES, AGENTS, INVITEES AND LICENSEES THEREOF IN RESPECT OF ANY SUCH MATTERS AND AGREES TO DEFEND ANY CLAIM OR SUIT OR ACTION BROUGHT AGAINST SELLER, SELLER'S REPRESENTATIVE, AND THE EMPLOYEES, AGENTS, INVITEES AND LICENSEES THEREOF. **THE PARTIES HEREBY WAIVE THEIR RESPECTIVE RIGHTS UNDER THE DECEPTIVE TRADE PRACTICES-CONSUMER PROTECTION ACT, SECTIONS 17.41 THROUGH 17.63 INCLUSIVE, OF THE TEXAS BUSINESS AND COMMERCE CODE, A LAW THAT GIVES CONSUMERS SPECIAL RIGHTS AND PROTECTIONS. AFTER CONSULTATION WITH LEGAL COUNSEL, EACH VOLUNTARILY CONSENTS TO THIS WAIVER.**
- Severability** - Each of the provisions of this Agreement is a separate and distinct agreement and independent of the others. If any provision of this Agreement is found to be invalid or unenforceable in any jurisdiction, such provision shall be fully severable in such jurisdiction, and this Agreement shall be construed and enforced as if in such jurisdiction such provision had never comprised a part hereof. In such event, the remaining provisions of this Agreement shall remain in full force and effect. The terms of this Agreement are intended by the parties as a final expression of their agreement containing all oral and written understandings between the parties relative to the materials generally described in this Agreement.
- Acceptance/Entire Agreement** - As a condition precedent to the effectiveness of an order, all orders are subject to approval and acceptance by Seller. This Agreement, along with any attached exhibits, constitutes the entire agreement of the parties herein.

AGREED AND ACCEPTED:

Signature

Date

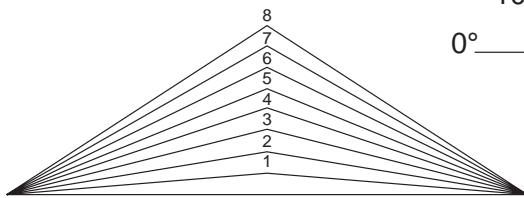
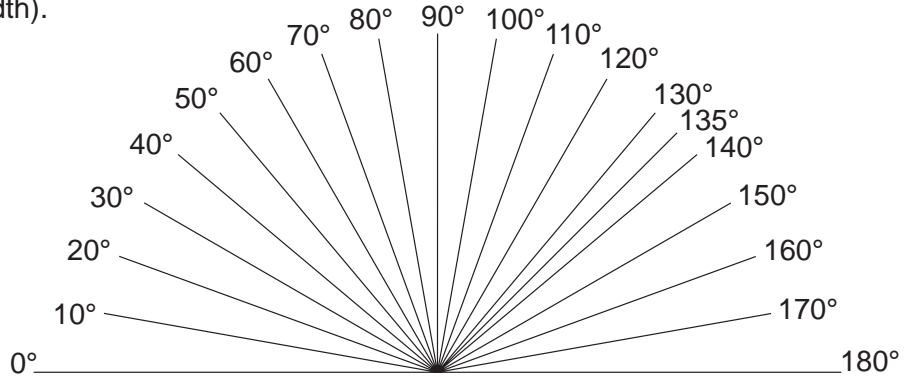
ABC RESERVES THE RIGHT TO CHANGE THESE TERMS AND CONDITIONS WITHOUT NOTICE.

EFFECTIVE DATE APRIL 10, 2006

HOW TO ORDER SPECIAL FLASHING

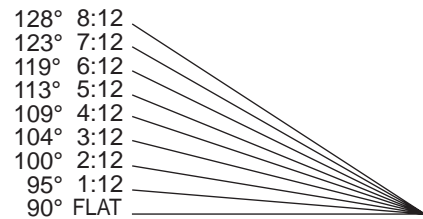
NOTE:

1. Always dimension each segment
2. Always put in degrees of each angle.
3. Always use degrees on inside angle from line to line (never use angle to a non-existing line).
4. Always show where color goes on each piece.
5. Calculate girth (flat width).



RIDGE ANGLE

- 1:12 = 170°
- 2:12 = 161°
- 3:12 = 152°
- 4:12 = 143°
- 5:12 = 135°
- 6:12 = 127°
- 7:12 = 120°
- 8:12 = 113°



EAVE ANGLE

ANGLE CHART FOR HIP, VALLEY, RIDGE, GUTTER and PITCH BREAK TRIM



	ROOF SLOPE											
	1:12	2:12	3:12	4:12	5:12	6:12	7:12	8:12	9:12	10:12	11:12	12:12
HIP AND VALLEY	173°	166°	160°	154°	148°	143°	138°	133°	129°	126°	123°	120°
RIDGE	170°	161°	152°	143°	135°	127°	120°	113°	106°	100°	95°	90°
GUTTER AND PITCH BREAK	94°	99°	104°	108°	112°	116°	120°	123°	126°	129°	132°	135°

NOTES

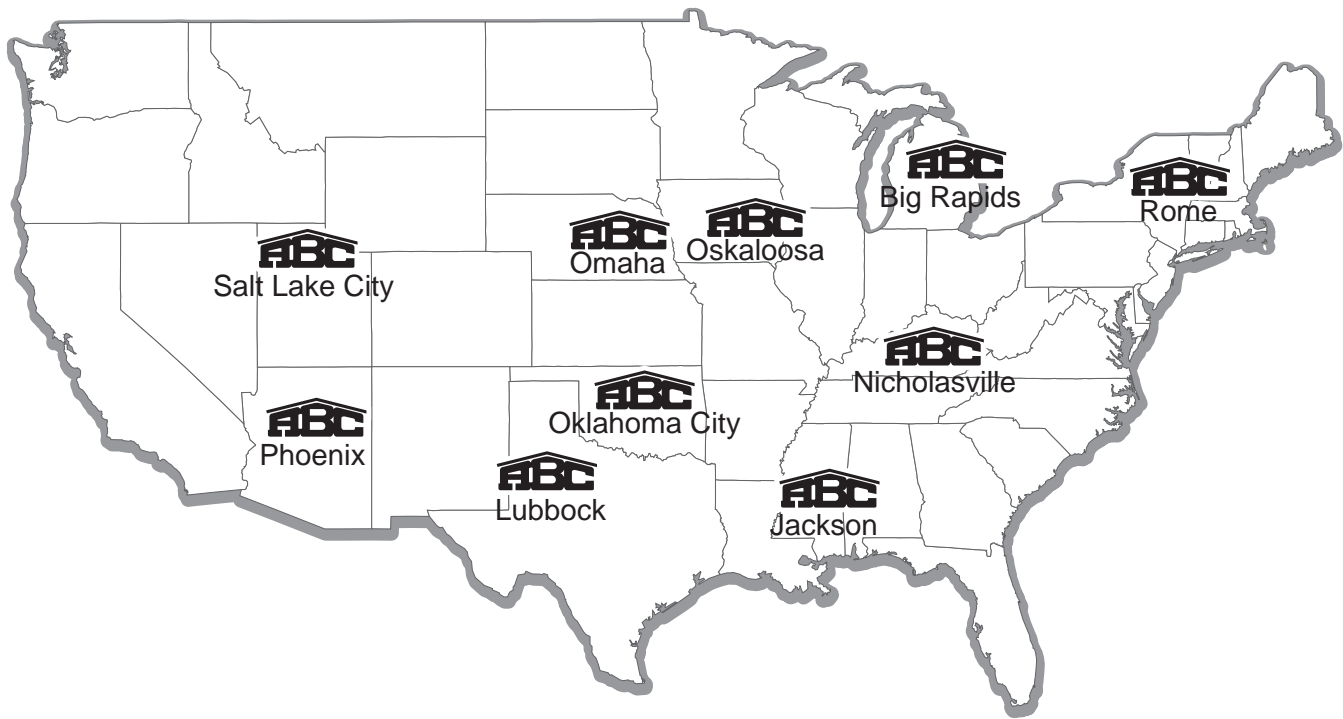
A large rectangular area filled with a grid of dashed lines, intended for handwritten notes. The grid consists of approximately 20 columns and 30 rows of small squares.

NOTES

A large rectangular area filled with a grid of dashed lines, intended for handwritten notes. The grid consists of approximately 20 columns and 30 rows of small squares.

NOTES

A large rectangular area filled with a grid of dashed lines, intended for handwritten notes. The grid consists of approximately 20 columns and 30 rows of small squares.



Contact American Building Components at
the plant located nearest you for
information on any of our fine products.
For the most current information see our website at
www.abcmetalroofing.com



BIG RAPIDS, MI 866-334-4222	JACKSON, MS 800-877-8709	LUBBOCK, TX 800-481-3035	NICHOLASVILLE, KY 800-877-8709	OKLAHOMA CITY, OK 800-228-2260
OMAHA, NE 800-228-2260	OSKALOOSA, IA 800-345-0044	PHOENIX, AZ 800-481-3035	ROME, NY 800-544-2651	SALT LAKE CITY, UT 800-481-3035

Rugged Rib[®], Regal Rib[®], Imperial Rib[®], Ameri-Drain[®], Monarch Rib[®], 7/8" Wide Rib[®], Perma Clad[®], SL-16[®], and Royal Lock[®] are registered trademarks of American Building Components. Galvalume[®] and Galvalume Plus[®] are registered trademarks of BIEC International.